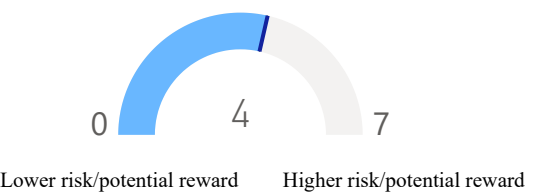


Investment objective

The fund MEDIOBANCA EMERGING DEBT (EUR) is a feeder fund that invests mainly in the fund Neuberger Berman Emerging Market Debt Blend Fund (the master fund).
The master fund invests in sovereign and private issuer bonds issued in emerging market countries and denominated either in hard currency or in local currency. The share class is fully hedged in EUR.

Risk profile*



Recommended Time Horizon: 5 years
The fund is exposed to general investment risk. Investors may be subject to loss and there is no guarantee of the repayment of principal.
The fund invests in debt securities which may be subject to interest rate, credit and counterparty risks and risk relating to below investment grade and unrated debt securities, etc.

Key Data

Total Net Assets	48.38m USD
Reference Currency	EUR
Inception Date	24/07/2015
Legal Form	Fund under Luxembourg Law
Benchmark	
Valuation	Daily
Custodian	BNP Paribas - Luxembourg Br 60, avenue J.F. Kennedy 1855 Luxembourg Grand Duchy of Luxembourg
Management Company	Mediobanca Mgt Comp. SA2 Boulevard de la Foire L-1528 Luxembourg
Investment Manager	Neuberger Berman
Sustainability Rating**	

Performance (basis EUR) - Evolution over 5 years (base 100)



Source: Bloomberg. Period from 29/05/2020 to 30/05/2025

Past performance is not a guarantee of future performance, nor is it constant with time and does not constitute in any case a guarantee of future performance.

Cumulated performances	1 month	1 year	3 years	3 y (ann.)	5 years	5 y (ann.)
Fund	1.15	5.94	7.1	2.31	-3.72	-0.76

Annual performance	2025	2024	2023	2022	2021
Fund	4.63	0.24	8.34	-17.17	-7.44

Manager Comments

The contribution from the overlay positions was slightly positive to performance in the quarter. The underweight developed markets duration was contributed to performance, and a small cash position also additive. This was offset by a basket of currencies we held in the overlay sleeve as well as a CDX EM hedge we continue to hold. The overweight allocation to local currency vs hard currency was positive as local currency markets outperformed in the quarter.

In the corporate space country allocation contributed to performance while security selection detracted slightly. The primary driver of positive performance came from the overweight to Argentina where ongoing reforms continue to support improving fundamentals.

Emerging market debt stands to benefit from slower but not recessionary U S growth, lower global yields, and a wider growth advantage for emerging versus developed countries. The asset class has tended to perform well after Fed hiking cycles. Should investor sentiment improve, an acceleration in flows could be a tailwind for EMD.

MEDIOBANCA EMERGING DEBT EUR



8.06

Gross yield (%)

BBB-

Average Rating

6.01

Duration

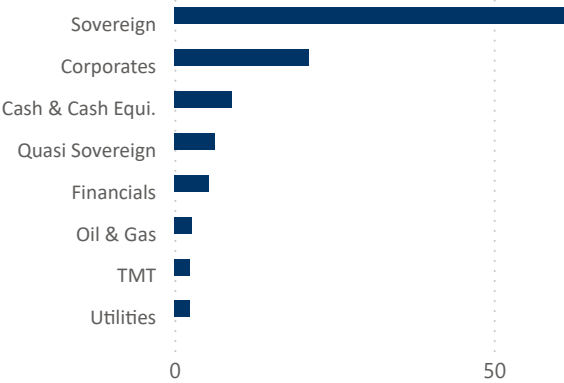
10.36 y

Maturity (exc. Futures)

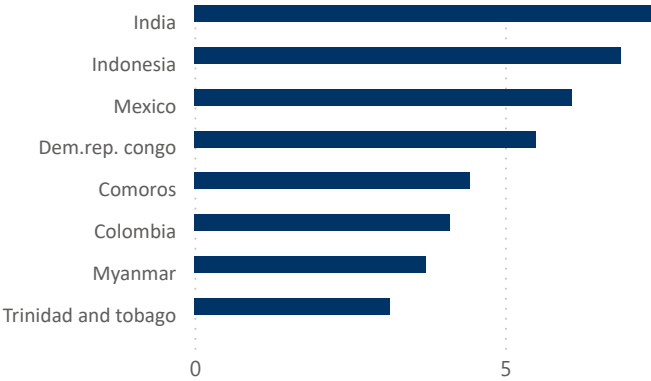
Data based in the base currency USD

Sector allocation (%)

Fund



Region allocation (%)

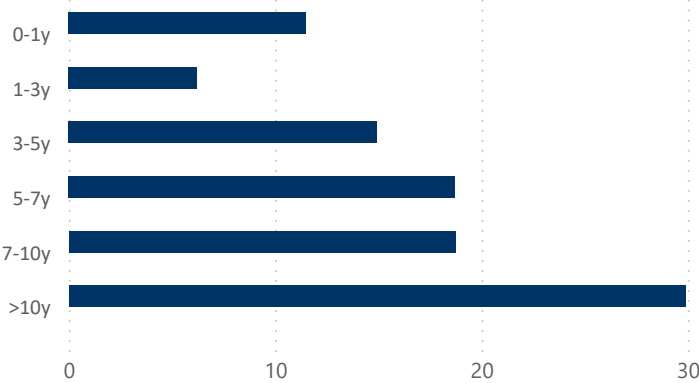


ISIN	CCY	SHARE	DISTRIBUTION	FEE MAX	INC. MGT
LU1248401470	USD	Retail	Distribution	1,68%	1,50%
LU1257014859	EURh	Retail	Distribution	1,68%	1,50%

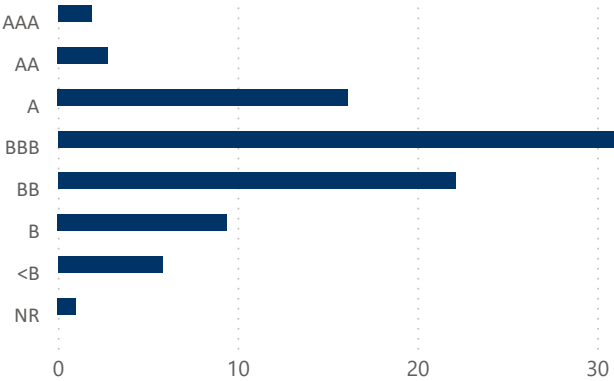
Top 10 positions

NAME	FUND (%)
SOUTH AFRICA (REPUBL	4.89
INDIA (REPUBLIC OF)	4.86
INDONESIA (REPUBLIC	4.56
POLAND (REPUBLIC OF)	3.54
MALAYSIA (GOVERNMENT	3.48
CHINA PEOPLES REPUB	3.26
MEXICO (UNITED MEXIC	3.17
ROMANIA (REPUBLIC OF	2.73
THAILAND KINGDOM OF	2.65
COLOMBIA (REPUBLIC O	2.30
Total	35.44

Maturity allocation (%)



Rating allocation (%)



Subscription and redemption conditions

Orders are centralised every working day at BNP Lux Branch at 11.00am, and executed based on the net asset value of that day.

Commissions: subscriptions 5,00%, value date J+2; redemption 0,70% value date J+2

Net Asset Value publication mode

Published in the “Journal de Monaco” and displayed at CMB Monaco headquarters and in CMB Monaco branches. Our funds’ net asset values are regularly published and updated on the website www.cmb.mc

Disclaimer

The information contained in this document has as objective to inform the subscriber. This document is not intended as investment advice. No information or statements in this document should be considered as a recommendation. The funds under Monegasque law as well as the SICAV under Luxembourg law are exclusively distributed by CMB Monaco. Copies of this document and the complete prospectus can be obtained for free from CMB Monaco and CMG Monaco as well as from the website www.cmb.mc.

The index data ICE BofAML EMU Corporate 1-10 years is the property of ICE Data Indices, LLC, its affiliates (“ICE Data”) and/or its Third Party Suppliers and has been licensed for use by CMB Monaco. ICE Data and its Third Party Suppliers accept no liability in connection with its use. See prospectus for a full copy of the Disclaimer.

ESG risk: Although the portfolio manager intends to implement the ESG investment process as described in the Mediobanca Group sustainability policy (<https://www.mediobanca.com/en/sustainability/esg-and-the-focus-on-consumers/esg-in-our-group.html>) and on the CMB Monaco website (<https://www.cmb.mc/sites/default/files/2022-05/CMG%20MONACO%20ESG%20POLICY.pdf>), the success of the ESG strategy largely depends on third-party data providers as well as their methodologies and IT systems. These data are not systematically tested or verified by the manager. Consequently, the manager may invest in or divest from a security based on information provided by a third party that may later prove to be inconsistent with the fund's criteria. This could occur when the provider considers additional information that causes the investment to no longer meet the investment criteria. Moreover, multiple providers may be used; however, different providers may present differences, discrepancies, or inconsistencies regarding information related to certain companies. Therefore, in some cases, an internal assessment is conducted to evaluate the company's involvement in a certain activity or controversy. In these cases, the manager does not guarantee that the internal evaluations meet investors' expectations regarding investment or divestment according to the ESG investment process.

* The risk indicator, based on past volatility, cannot cover all types of risks to which the fund may be exposed. It is possible that the past data used does not constitute a reliable indication of the future risk profile. The category associated with this fund is not a guarantee and can evolve with time. The lowest category is not synonymous with a “riskless” investment.

** The rating is expressed as 1 to 5 “globes,” whereby a higher number of globes indicates that the portfolio has lower ESG Risk. The number of globes a fund receives is determined relative to other funds in the same Morningstar Global Category.