


CMG Monaco

MONACO ECO+

April 25

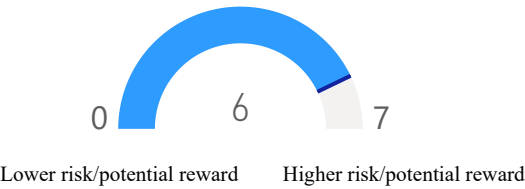


Investment objective

MONACO ECO+ invests in international equities from developed countries which are linked to the environmental sector.

The fund invests more specifically in themes linked to: the optimisation of resources, renewable energy and the agricultural production.

Risk profile*



Recommended Time Horizon: 5 years

The fund is exposed to general investment risk. Investors may be subject to loss and there is no guarantee of the repayment of principal.

Key Data

Total Net Assets	89,55m EUR
Reference Currency	EUR
Inception Date	14/06/2006
Legal Form	Fund under Monegasque Law
Benchmark	
Valuation	Daily
Custodian	CMB Monaco 17, avenue des Spélugues Principauté de Monaco
Management Company	CMG Monaco SAM 17, avenue des Spélugues Principauté de Monaco
Investment Manager	CMG
Sustainability Rating**	

Performance (basis EUR) - Evolution over 5 years (base 100)



Source: Bloomberg. Period from 30/04/2020 to 30/04/2025

Past performance is not a guarantee of future performance, nor is it constant with time and does not constitute in any case a guarantee of future performance.

Cumulated performances	1 month	1 year	3 years	3 y (ann.)	5 years	5 y (ann.)
Fund	-3,24	-11,11	-8,56	-2,94	43,56	7,5

Annual performance	2025	2024	2023	2022	2021
Fund	-11,74	2,35	7,43	-14,37	21,49

Manager Comments

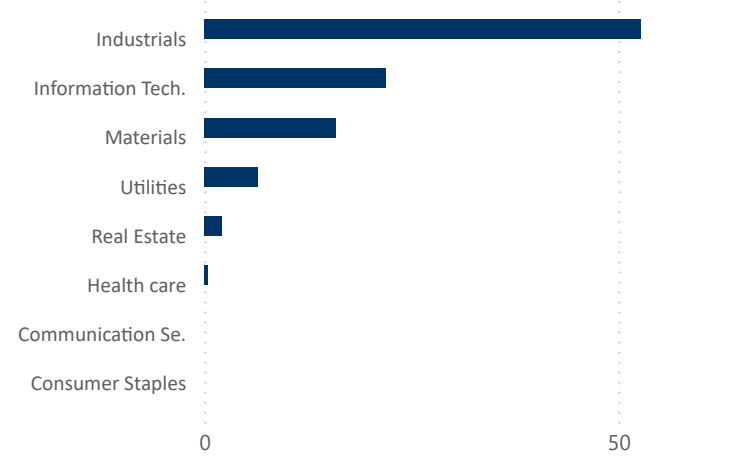
Equities picked up in the second half of the month after remarkably volatile days at the start of April. Ultimately, the S&P 500 closed down by -0.8%, the Eurostoxx50 lost -1.7%, and the Chinese index Shanghai Shenzhen CSI 300 fell by -3.0%.

The first 100 days of Trump's second term were marked by intense regulatory activity, a drop in financial markets, growing economic concerns, and strict migration policies. With risk management, sentiment, confidence, and the baseline economic scenario disrupted, it was difficult to find consensus in the markets. However, a few discussion points emerged. A floor now seems to have been reached for the S&P 500 index, while at the same time, investor consensus agrees that the short-term upside potential for the asset class remains limited. The level of the floor stems from a more moderate discussion on tariffs, more constructive flows, and healthier positioning, particularly from systematic investors. Also,,macroeconomic data remained favorable. The start of the earnings season proved positive, and forecasts, although cautious, were not disastrous.

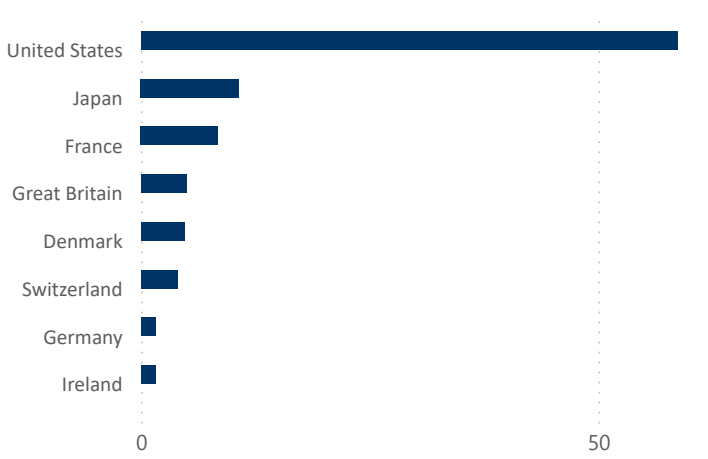
Over the month, stocks in the Forestry sector, linked to real estate in the United States, were heavily penalized as recession risks increased in North America and worldwide due to American tariff policy. Defensive companies (Utilities) outperformed.

Sector allocation (%)

Fund



Region allocation (%)



Top 10 positions

NAME	COUNTRY	SECTOR	FUND (%)
BADGER METER INC	United States	Information Technology	4.99
YOKOGAWA ELEC	Japan	Information Technology	3.71
ROCKWOOL A/S-B	Denmark	Industrials	3.63
ROPER TECHNOLOGI	United States	Information Technology	3.38
SSE PLC	Great Britain	Utilities	3.27
OWENS CORNING	United States	Industrials	3.21
VEOLIA ENVIRONNE	France	Utilities	2.94
DOVER CORP	United States	Industrials	2.70
SIG GROUP AG	Switzerland	Materials	2.45
XYLEM INC	United States	Industrials	2.45
Total			32.73

ISIN	CCY	SHARE	DISTRIBUTION	FEE MAX	INC. MGT
MC0010000297	EUR	Retail	Accumulation	1,75%	1,75%
MC0010002012	USD	Retail	Accumulation	1,75%	1,75%
MC0010001113	EUR	Instit (> 1m)	Accumulation	0,75%	0,75%
MC0010002038	EUR	Instit (> 1m)	Distribution	0,75%	0,75%

Subscription and redemption conditions

Orders are centralised every working day in Monaco at CMB Monaco at 11.00am, and executed based on the net asset value of that day.
Commissions: subscriptions 2,50%, value date J+2; redemption 1,25% value date J+2

Net Asset Value publication mode

Published in the “Journal de Monaco” and displayed at CMB Monaco headquarters and in CMB Monaco branches. Our funds’ net asset values are regularly published and updated on the website www.cmb.mc

Disclaimer

The information contained in this document has as objective to inform the subscriber. This document is not intended as investment advice. No information or statements in this document should be considered as a recommendation. The funds under Monegasque law as well as the SICAV under Luxembourg law are exclusively distributed by CMB Monaco. Copies of this document and the complete prospectus can be obtained for free from CMB Monaco and CMG Monaco as well as from the website www.cmb.mc.
The index data ICE BoFAML EMU Corporate 1-10 years is the property of ICE Data Indices, LLC, its affiliates (“ICE Data”) and/or its Third Party Suppliers and has been licensed for use by CMB Monaco. ICE Data and its Third Party Suppliers accept no liability in connection with its use. See prospectus for a full copy of the Disclaimer.
ESG risk: Although the portfolio manager intends to implement the ESG investment process as described in the Mediobanca Group sustainability policy (<https://www.mediobanca.com/en/sustainability/esg-and-the-focus-on-consumers/esg-in-our-group.html>) and on the CMB Monaco website (<https://www.cmb.mc/sites/default/files/2022-05/CMG%20MONACO%20ESG%20POLICY.pdf>), the success of the ESG strategy largely depends on third-party data providers as well as their methodologies and IT systems. These data are not systematically tested or verified by the manager. Consequently, the manager may invest in or divest from a security based on information provided by a third party that may later prove to be inconsistent with the fund's criteria. This could occur when the provider considers additional information that causes the investment to no longer meet the investment criteria. Moreover, multiple providers may be used; however, different providers may present differences, discrepancies, or inconsistencies regarding information related to certain companies. Therefore, in some cases, an internal assessment is conducted to evaluate the company's involvement in a certain activity or controversy. In these cases, the manager does not guarantee that the internal evaluations meet investors' expectations regarding investment or divestment according to the ESG investment process.
* The risk indicator, based on past volatility, cannot cover all types of risks to which the fund may be exposed. It is possible that the past data used does not constitute a reliable indication of the future risk profile. The category associated with this fund is not a guarantee and can evolve with time. The lowest category is not synonymous with a “riskless” investment.
** The rating is expressed as 1 to 5 “globes,” whereby a higher number of globes indicates that the portfolio has lower ESG Risk. The number of globes a fund receives is determined relative to other funds in the same Morningstar Global Category.