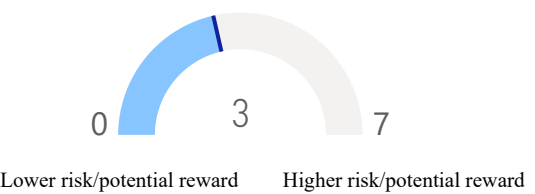


Investment objective

The fund MONACO CORPORATE BOND EURO invests mainly in private issuer “Investment Grade” bonds denominated in euro.

The management is discretionary and conviction based and the fund is diversified across sectors, ratings, interest rate sensitivities and seniorities.

Risk profile*



Recommended Time Horizon: 3 years

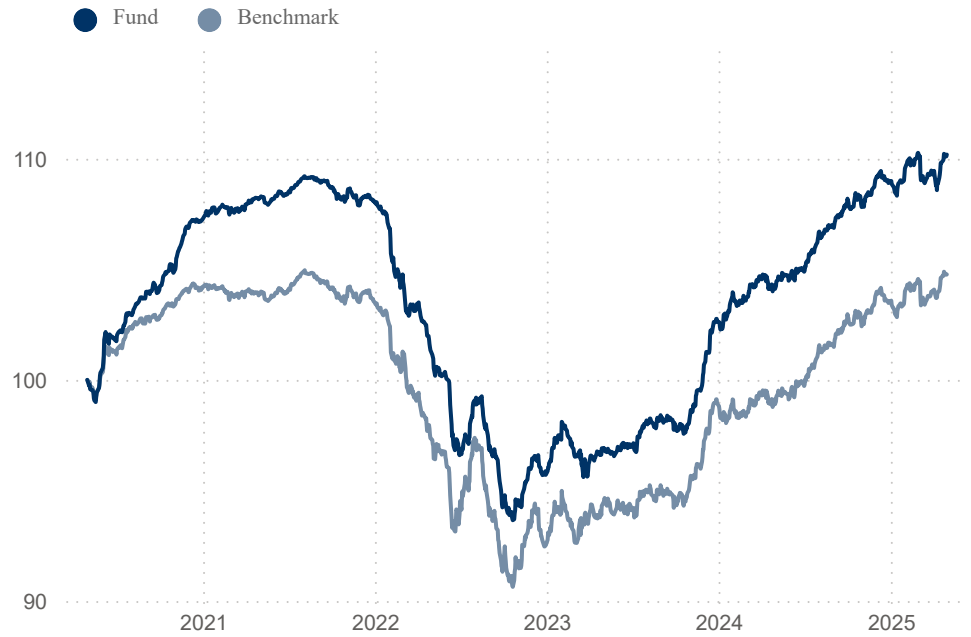
The fund is exposed to general investment risk. Investors may be subject to loss and there is no guarantee of the repayment of principal.

The fund invests in debt securities which may be subject to interest rate, credit and counterparty risks and risk relating to below investment grade and unrated debt securities, etc.

Key Data

Total Net Assets	144,94m EUR
Reference Currency	EUR
Inception Date	04/08/2008
Legal Form	Fund under Monegasque Law
Benchmark	85% ICE Bofa 1-10y Large Cap Corp 15% ESTR
Valuation	Daily
Custodian	CMB Monaco 17, avenue des Spélugues Principauté de Monaco
Management Company	CMG Monaco SAM 17, avenue des Spélugues Principauté de Monaco
Investment Manager	CMG
Sustainability Rating**	

Performance (basis EUR) - Evolution over 5 years (base 100)



Past performance is not a guarantee of future performance, nor is it constant with time and does not constitute in any case a guarantee of future performance.

Cumulated performances	1 month	1 year	3 years	3 y (ann.)	5 years	5 y (ann.)
Fund	0,83	5,84	8,73	2,83	10,19	1,96
Benchmark	0,77	5,94	7,61	2,47	4,77	0,94

Annual performance	2025	2024	2023	2022	2021
Fund	1,1	6,15	7,28	-11,45	0,76
Benchmark	1,18	4,66	6,94	-10,63	-0,62

Manager Comments

The negative end to February continued into March, with Europe at the epicentre of the suffering. Interest rates rose sharply to almost 2.90% for the German 10-year rate, before giving back a little and closing the month at 2.74%. The pain spread to the credit markets. European investment grade was the last to capitulate on 10/03/2025, wiping out almost all of the year's tightening in the space of a few days. Over the month, performance was negative (-0.93%) and has barely turned positive since the start of the year (+0.15%). The excess return relative to government bonds has increased.

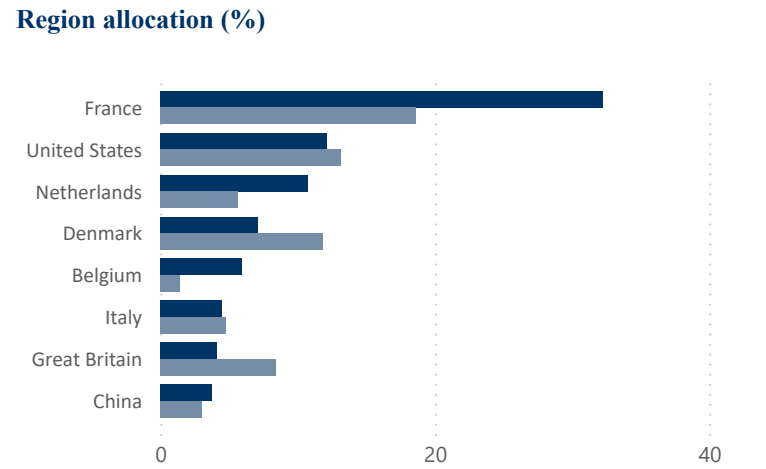
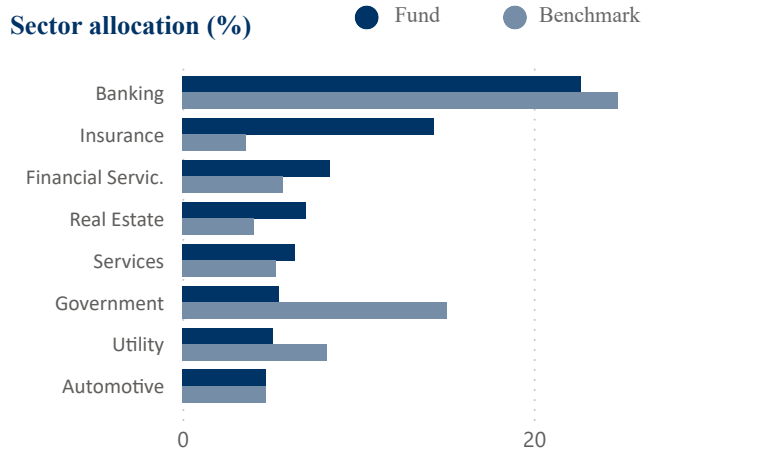

The sharp rise in yields is explained by the announcements in Germany of the launch of a €500bn infrastructure fund (to be deployed over the next 10 years) and by the European Union of a plan of up to €800bn, including €150bn for defence spending.

At the same time, tensions and uncertainties have intensified around tariffs (after steel, aluminium and cars, the Trump administration's announcements should reach their apogee on Liberation Day on 02/04/2025) and disappointing news for the peace process in the Ukraine conflict.

As far as central banks are concerned, only the European Central Bank cut rates in March (by 25bps) for the fifth consecutive time. The markets have subsequently revised downwards their expectations of a further cut in April. It is more likely that the ECB will cut rates by a further 25bps in June, depending on economic data.

In terms of portfolio activity, we took advantage of the rise in interest rates to strengthen positions in long-duration bonds (BNP Paribas and Toronto Dominion Tier 2 debt, Aptiv, RTX Corporation, Duke Energy). We also participated in several transactions on the primary market (HLD Europe, Ipsen, Crédit Agricole Assurances RT1, BCP). Over the month, the fund lost ground against the benchmark index, mainly due to exposure to junior subordinated financial debt, which clearly

MONACO CORPORATE BOND EURO



ISIN	CCY	SHARE	DISTRIBUTION	FEE MAX	INC. MGT
MC0010000487	EUR	Retail	Accumulation	1,12%	1%
MC00100020L2	EUR	Retail	Distribution	1,12%	1%
MC00100020M0	EUR	Instit (> 1m)	Accumulation	0,62%	0,5%
MC00100020N8	EUR	Instit (> 1m)	Distribution	0,62%	0,5%

Net Asset Value publication mode

Published in the “Journal de Monaco” and displayed at CMB Monaco headquarters and in CMB Monaco branches. Our funds’ net asset values are regularly published and updated on the website www.cmb.mc

Disclaimer

The information contained in this document has as objective to inform the subscriber. This document is not intended as investment advice. No information or statements in this document should be considered as a recommendation. The funds under Monegasque law as well as the SICAV under Luxembourg law are exclusively distributed by CMB Monaco. Copies of this document and the complete prospectus can be obtained for free from CMB Monaco and CMG Monaco as well as from the website www.cmb.mc. The index data ICE BoFAML EMU Corporate 1-10 years is the property of ICE Data Indices, LLC, its affiliates (“ICE Data”) and/or its Third Party Suppliers and has been licensed for use by CMB Monaco. ICE Data and its Third Party Suppliers accept no liability in connection with its use. See prospectus for a full copy of the Disclaimer.

ESG risk: Although the portfolio manager intends to implement the ESG investment process as described in the Mediobanca Group sustainability policy (<https://www.mediobanca.com/en/sustainability/esg-and-the-focus-on-consumers/esg-in-our-group.html>) and on the CMB Monaco website (<https://www.cmb.mc/sites/default/files/2022-05/CMG%20MONACO%20ESG%20POLICY.pdf>), the success of the ESG strategy largely depends on third-party data providers as well as their methodologies and IT systems. These data are not systematically tested or verified by the manager. Consequently, the manager may invest in or divest from a security based on information provided by a third party that may later prove to be inconsistent with the fund's criteria. This could occur when the provider considers additional information that causes the investment to no longer meet the investment criteria. Moreover, multiple providers may be used; however, different providers may present differences, discrepancies, or inconsistencies regarding information related to certain companies. Therefore, in some cases, an internal assessment is conducted to evaluate the company's involvement in a certain activity or controversy. In these cases, the manager does not guarantee that the internal evaluations meet investors' expectations regarding investment or divestment according to the ESG investment process.

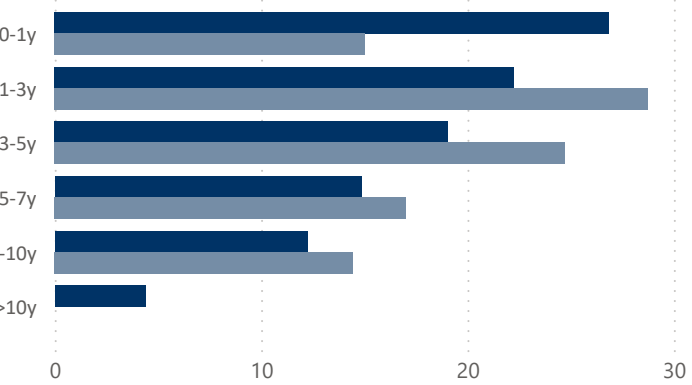
* The risk indicator, based on past volatility, cannot cover all types of risks to which the fund may be exposed. It is possible that the past data used does not constitute a reliable indication of the future risk profile. The category associated with this fund is not a guarantee and can evolve with time. The lowest category is not synonymous with a “riskless” investment.

** The rating is expressed as 1 to 5 “globes,” whereby a higher number of globes indicates that the portfolio has lower ESG Risk. The number of globes a fund receives is determined relative to other funds in the same Morningstar Global Category.

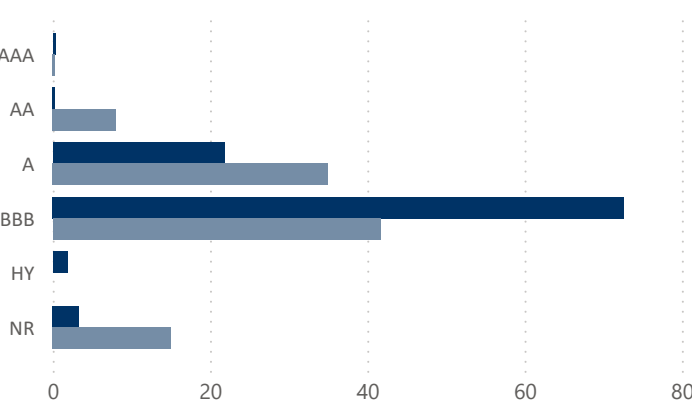
Top 10 positions

NAME	FUND (%)
BNP ENH BD 6M-I	2.14
LEONTEQ SEC GUR	2.07
AMD EN U ST BS-I	2.01
BUREAU VERITAS	1.88
BNP-BND C 6M -I	1.78
SOFINA SA	1.32
VAN LANSCHOT	1.29
ARVAL SERVICE LE	1.28
ETHIAS	1.25
COOPERATIEVE RAB	1.24
Total	16.26

Maturity allocation (%)



Rating allocation (%)



Subscription and redemption conditions

Orders are centralised every working day in Monaco at CMB Monaco at 11.00am, and executed based on the net asset value of that day.

Commissions: subscriptions 0,70%, value date J+2; redemption 0,70% value date J+2