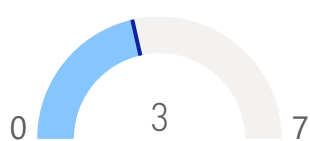


Investment objective

The fund MONACO CORPORATE BOND USD invests in bonds issued by corporate and Government issuers, mainly investment grade and with a majority of the exposure on the USD.

The investment style is flexible, diversified and conviction-based. The fund is broadly diversified across sectors, ratings, durations and seniorities.

Risk profile*



Lower risk/potential reward Higher risk/potential reward

Recommended Time Horizon: 3 years

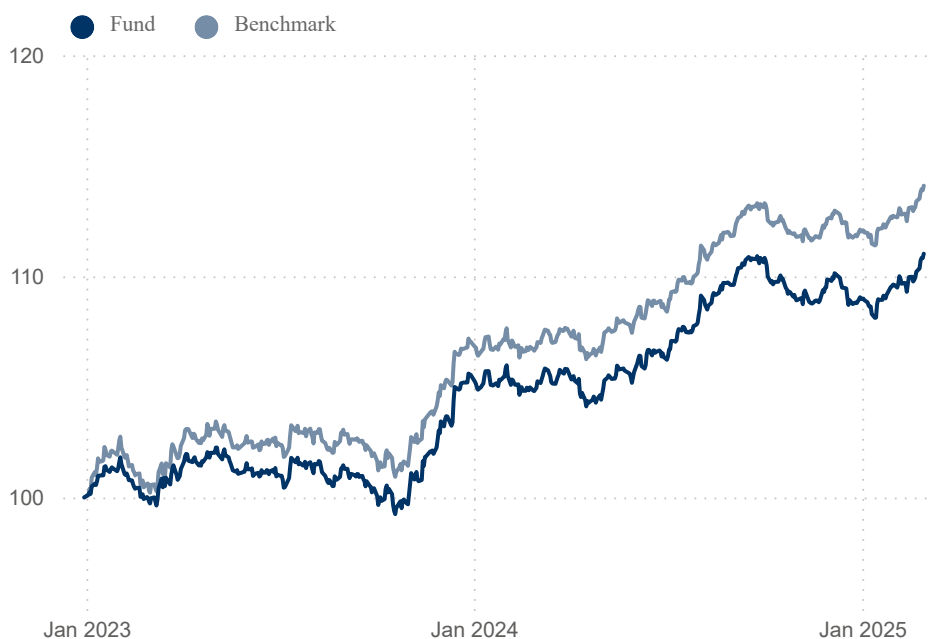
The fund is exposed to general investment risk. Investors may be subject to loss and there is no guarantee of the repayment of principal.

The fund invests in debt securities which may be subject to interest rate, credit and counterparty risks and risk relating to below investment grade and unrated debt securities, etc.

Key Data

Total Net Assets	45,38m USD
Reference Currency	USD
Inception Date-Test	03/01/2023
Legal Form	Fund under Monegasque Law
Benchmark	85% ICE BofAML 1-10y US Large Cap Corporate 15% SOFR
Valuation	Daily
Custodian	CMB Monaco 17, avenue des Spélugues Principauté de Monaco
Management Company	CMG Monaco SAM 17, avenue des Spélugues Principauté de Monaco
Investment Manager	CMG
Rating Morningstar	★★★★☆☆
Sustainability Rating**	🌍🌍🌍

Performance (basis USD) - Evolution since 2023 change of benchmark (base 100)



Source: Bloomberg. Period from 30/12/2022 to 28/02/2025

Past performance is not a guarantee of future performance, nor is it constant with time and does not constitute in any case a guarantee of future performance.

Cumulated performances	1 month	1 year	3 years	3 y (ann.)	5 years	5 y (ann.)
Fund	1,28	5,79	5,89	1,93	4,22	0,83
Benchmark	1,23	6,86	7,18	2,34	6,32	1,23

Annual performance	2025	2024	2023	2022	2021
Fund	1,88	3,24	5,55	-6,37	-1,44
Benchmark	1,85	4,65	7,05	-7,61	-1,65

Manager Comments

In January the fund's benchmark gained +0.61% while the fund posted a performance of +0.59% for the month. The US 10-year yield ended the month at 4.54%, almost unchanged versus end of 2024.

The investment-grade credit market remained broadly stable in the first part of January despite the uncertainty caused by rising interest rates that tested the highs reached in 2024 and approached psychological thresholds of 5% in the U.S. and 3% in Europe. In the second half of the month, after the U.S. CPI report, which appeared to halt the upward trend in interest rates, and with the resurgence of a strong and well-received primary market, cash spreads tightened, once again demonstrating resilience. The segment continues to see positive inflows into dedicated funds, which provide technical support to both the secondary and primary markets. The primary market was particularly active in the U.S., where January marked a record month for new issuances, totaling nearly \$200 billion. Despite growing risks and some degree of uncertainty due to tariffs and fiscal policy in the US, we maintain our central scenario of fixed-income assets benefiting from spread tightening in the context of rate cuts in a slowing macroeconomic environment.

The portfolio is well diversified (around 135 issues) with an overweight sector exposure to financials versus non-financials, with a preference for defensive sectors. Off benchmark exposure to sub-investment grade securities is low, at around 2%, as is exposure to off benchmark AT1 securities at 3.1%. At the end of the month, the fund's average yield (around 5%) was in line than that of its benchmark index (4.98%) for an average rating of A-.

MONACO CORPORATE BOND USD



4,98

Yield (%)

A-

Average Rating

4,09

Duration

4,69y

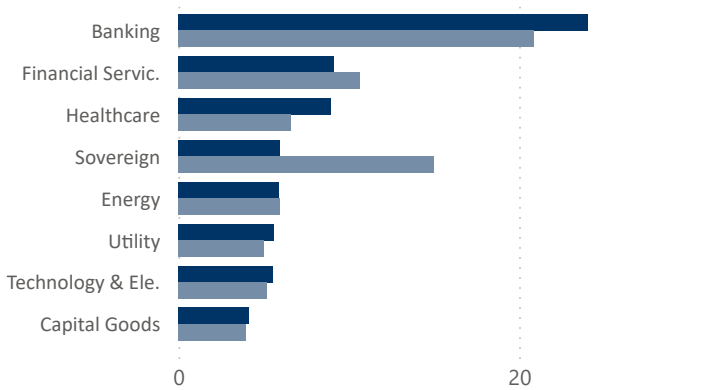
Maturity (exc. Futures)

Top 10 positions

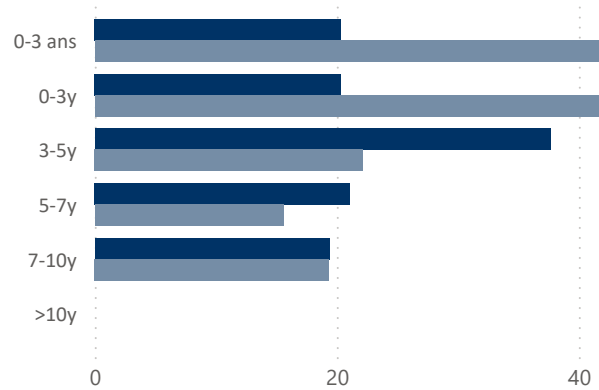
NAME	FUND (%)
US TREASURY N/B	5.98
Monaco Court Terme Usd	3.15
JPMORGAN CHASE & CO	2.17
MORGAN STANLEY	2.10
GOLDMAN SACHS GROUP INC	1.75
CITIGROUP INC	1.70
BANK OF AMERICA CORP	1.69
BNP PARIBAS	1.51
UBS GROUP AG	1.50
MASTERCARD INC	1.20
Total	22.76

Sector allocation (%)

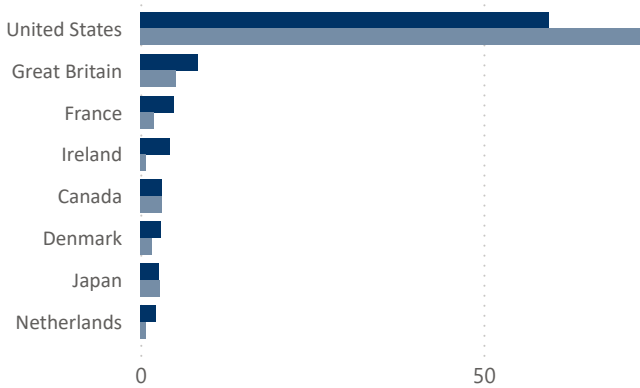
● Fund ● Benchmark



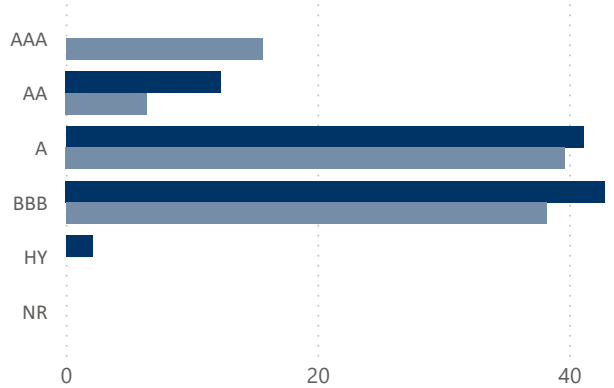
Maturity allocation (%)



Region allocation (%)



Rating allocation (%)



ISIN	CCY	SHARE	DISTRIBUTION	FEE MAX	INC. MGT
MC0009780891	USD	Retail	Accumulation	1,12%	1%
MC00100020B3	USD	Retail	Distribution	1,12%	1%
MC00100020D9	USD	Instit (>1m)	Accumulation	0,5%	0,5%

Subscription and redemption conditions

Orders are centralised every working day in Monaco at CMB Monaco at 11.00am, and executed based on the net asset value of that day.
Commissions: subscriptions 0,70%, value date J+2; redemption 0,70% value date J+2

Net Asset Value publication mode

Published in the "Journal de Monaco" and displayed at CMB Monaco headquarters and in CMB Monaco branches. Our funds' net asset values are regularly published and updated on the website www.cmb.mc

Disclaimer

The information contained in this document has as objective to inform the subscriber. This document is not intended as investment advice. No information or statements in this document should be considered as a recommendation. The funds under Monegasque law as well as the SICAV under Luxembourg law are exclusively distributed by CMB Monaco. Copies of this document and the complete prospectus can be obtained for free from CMB Monaco and CMG Monaco as well as from the website www.cmb.mc. The index data ICE BoFAML EMU Corporate 1-10 years is the property of ICE Data Indices, LLC, its affiliates ("ICE Data") and/or its Third Party Suppliers and has been licensed for use by CMB Monaco. ICE Data and its Third Party Suppliers accept no liability in connection with its use. See prospectus for a full copy of the Disclaimer.

ESG risk: Although the portfolio manager intends to implement the ESG investment process as described in the Mediobanca Group sustainability policy (<https://www.mediobanca.com/en/sustainability/esg-and-the-focus-on-consumers/esg-in-our-group.html>) and on the CMB Monaco website (<https://www.cmb.mc/sites/default/files/2022-05/CMG%20MONACO%20ESG%20POLICY.pdf>), the success of the ESG strategy largely depends on third-party data providers as well as their methodologies and IT systems. These data are not systematically tested or verified by the manager. Consequently, the manager may invest in or divest from a security based on information provided by a third party that may later prove to be inconsistent with the fund's criteria. This could occur when the provider considers additional information that causes the investment to no longer meet the investment criteria. Moreover, multiple providers may be used; however, different providers may present differences, discrepancies, or inconsistencies regarding information related to certain companies. Therefore, in some cases, an internal assessment is conducted to evaluate the company's involvement in a certain activity or controversy. In these cases, the manager does not guarantee that the internal evaluations meet investors' expectations regarding investment or divestment according to the ESG investment process.

* The risk indicator, based on past volatility, cannot cover all types of risks to which the fund may be exposed. It is possible that the past data used does not constitute a reliable indication of the future risk profile. The category associated with this fund is not a guarantee and can evolve with time. The lowest category is not synonymous with a "riskless" investment.

** The rating is expressed as 1 to 5 "globes," whereby a higher number of globes indicates that the portfolio has lower ESG Risk. The number of globes a fund receives is determined relative to other funds in the same Morningstar Global Category.