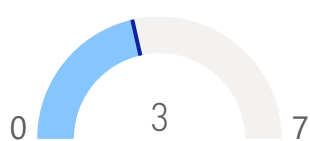


### Investment objective

The fund MONACO CORPORATE BOND EURO invests mainly in private issuer "Investment Grade" bonds denominated in euro.

The management is discretionary and conviction based and the fund is diversified across sectors, ratings, interest rate sensitivities and seniorities.

### Risk profile\*



Lower risk/potential reward      Higher risk/potential reward

Recommended Time Horizon: 3 years

The fund is exposed to general investment risk. Investors may be subject to loss and there is no guarantee of the repayment of principal.

The fund invests in debt securities which may be subject to interest rate, credit and counterparty risks and risk relating to below investment grade and unrated debt securities, etc.

### Key Data

<b>Total Net Assets</b>	141,69m EUR
<b>Reference Currency</b>	EUR
<b>Inception Date-Test</b>	04/08/2008
<b>Legal Form</b>	Fund under Monegasque Law
<b>Benchmark</b>	85% ICE Bofa 1-10y Large Cap Corp 15% ESTR
<b>Valuation</b>	Daily
<b>Custodian</b>	CMB Monaco 17, avenue des Spélugues Principauté de Monaco
<b>Management Company</b>	CMG Monaco SAM 17, avenue des Spélugues Principauté de Monaco
<b>Investment Manager</b>	CMG
<b>Rating Morningstar</b>	★★★★☆
<b>Sustainability Rating**</b>	🌍🌍🌍

### Performance (basis EUR) - Evolution over 5 years (base 100)



Source: Bloomberg. Period from 28/02/2020 to 28/02/2025

Past performance is not a guarantee of future performance, nor is it constant with time and does not constitute in any case a guarantee of future performance.

Cumulated performances	1 month	1 year	3 years	3 y (ann.)	5 years	5 y (ann.)
Fund	0,65	6,35	5,65	1,85	4,47	0,88
Benchmark	0,54	6,21	4,06	1,34	1,63	0,32

Annual performance	2025	2024	2023	2022	2021
Fund	1,18	6,15	7,28	-11,45	0,76
Benchmark	0,98	4,66	6,94	-10,63	-0,62

### Manager Comments

Spreads on Investment Grade bonds continued their tightening trend at the start of the period, reaching 85bp before widening and ending the month at the same level as at the end of January (90bp). Interest rates remain highly volatile. The German 10-year rate reached a low of 2.35% before rising to 2.55%, only to fall again and end the month at 2.41%.

Uncertainty remains, particularly following the meeting between Volodymyr Zelensky and Donald Trump, during which the latter stepped up the pressure on the Ukrainian President. Government bond yields were quick to react to expectations of higher defence spending. This new paradigm will have an impact on the finances of European governments, which will tap the bond market. The ECB's monetary policy also remains a point of attention, as demonstrated by the reaction of the markets following the announcement of a possible pause in monetary easing by a ECB official. Against this backdrop, and even though spreads widened at the end of the month, the credit market is proving resilient, thanks in particular to very strong demand and fundamentals that are deemed satisfactory. The only weak point is that valuations are expensive, with premiums at historically low levels.

The portfolio's activity was concentrated on the primary market, with holdings in several new issues such as Johnson&Johnson, T-Mobile, Emerson Electric, Kraft Heinz Foods and the Basque Autonomous Community. On the secondary market, we initiated positions in Michelin and Molson Coors.

# MONACO CORPORATE BOND EURO



**3,53**

Yield (%)

**BBB+**

Average Rating

**3,67**

Duration

**4,05y**

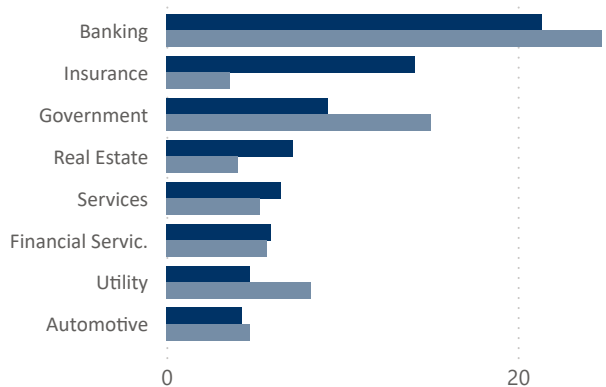
Maturity (exc. Futures)

## Top 10 positions

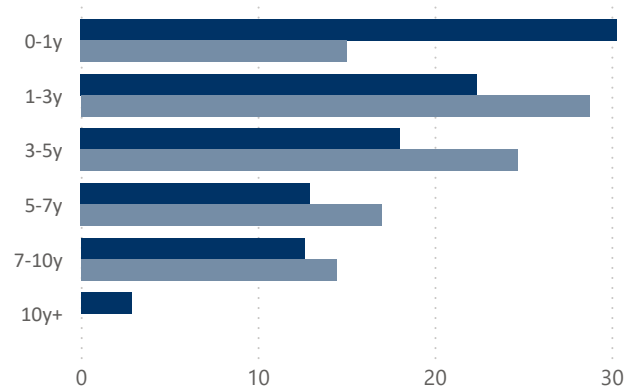
NAME	FUND (%)
BNP ENH BD 6M-I	2.19
FRANCE O.A.T.	2.11
AMD EN U ST BS-I	2.05
BUREAU VERITAS	1.92
BNP-BND C 6M -I	1.82
ISHRS D25 € CORP	1.50
NETHERLANDS GOVT	1.40
SOFINA SA	1.38
ARVAL SERVICE LE	1.31
VAN LANSCHOT	1.31
<b>Total</b>	<b>16.99</b>

## Sector allocation (%)

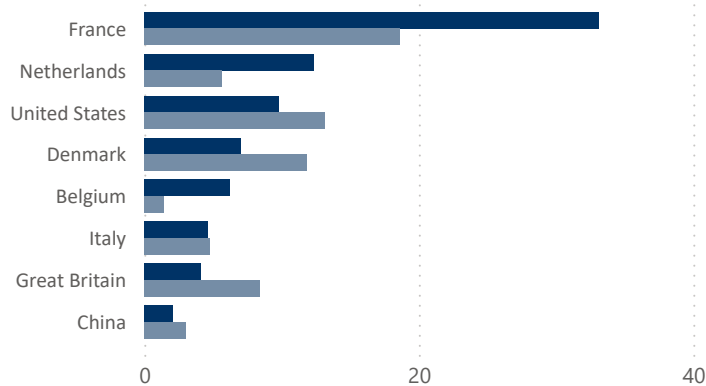
● Fund ● Benchmark



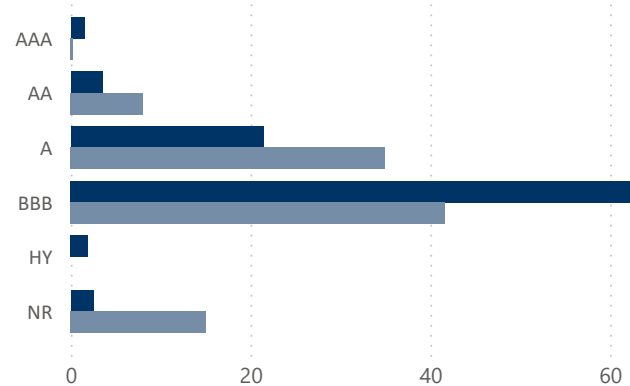
## Maturity allocation (%)



## Region allocation (%)



## Rating allocation (%)



ISIN	CCY	SHARE	DISTRIBUTION	FEE MAX	INC. MGT
MC0010000487	EUR	Retail	Accumulation	1,12%	1%
MC00100020L2	EUR	Retail	Distribution	1,12%	1%
MC00100020M0	EUR	Instit (>1m)	Accumulation	0,62%	0,5%
MC00100020N8	EUR	Instit (>1m)	Distribution	0,62%	0,5%

## Subscription and redemption conditions

Orders are centralised every working day in Monaco at CMB Monaco at 11.00am, and executed based on the net asset value of that day.

Commissions: subscriptions 0,70%, value date J+2; redemption 0,70% value date J+2

## Net Asset Value publication mode

Published in the "Journal de Monaco" and displayed at CMB Monaco headquarters and in CMB Monaco branches. Our funds' net asset values are regularly published and updated on the website [www.cmb.mc](http://www.cmb.mc)

## Disclaimer

The information contained in this document has as objective to inform the subscriber. This document is not intended as investment advice. No information or statements in this document should be considered as a recommendation. The funds under Monegasque law as well as the SICAV under Luxembourg law are exclusively distributed by CMB Monaco. Copies of this document and the complete prospectus can be obtained for free from CMB Monaco and CMG Monaco as well as from the website [www.cmb.mc](http://www.cmb.mc).

The index data ICE BoFAML EMU Corporate 1-10 years is the property of ICE Data Indices, LLC, its affiliates ("ICE Data") and/or its Third Party Suppliers and has been licensed for use by CMB Monaco. ICE Data and its Third Party Suppliers accept no liability in connection with its use. See prospectus for a full copy of the Disclaimer.

ESG risk: Although the portfolio manager intends to implement the ESG investment process as described in the Mediobanca Group sustainability policy (<https://www.mediobanca.com/en/sustainability/esg-and-the-focus-on-consumers/esg-in-our-group.html>) and on the CMB Monaco website (<https://www.cmb.mc/sites/default/files/2022-05/CMG%20MONACO%20ESG%20POLICY.pdf>), the success of the ESG strategy largely depends on third-party data providers as well as their methodologies and IT systems. These data are not systematically tested or verified by the manager. Consequently, the manager may invest in or divest from a security based on information provided by a third party that may later prove to be inconsistent with the fund's criteria. This could occur when the provider considers additional information that causes the investment to no longer meet the investment criteria. Moreover, multiple providers may be used; however, different providers may present differences, discrepancies, or inconsistencies regarding information related to certain companies. Therefore, in some cases, an internal assessment is conducted to evaluate the company's involvement in a certain activity or controversy. In these cases, the manager does not guarantee that the internal evaluations meet investors' expectations regarding investment or divestment according to the ESG investment process.

\* The risk indicator, based on past volatility, cannot cover all types of risks to which the fund may be exposed. It is possible that the past data used does not constitute a reliable indication of the future risk profile. The category associated with this fund is not a guarantee and can evolve with time. The lowest category is not synonymous with a "riskless" investment.

\*\* The rating is expressed as 1 to 5 "globes," whereby a higher number of globes indicates that the portfolio has lower ESG Risk. The number of globes a fund receives is determined relative to other funds in the same Morningstar Global Category.