

MEDIOBANCA SICAV SHORT TERM CREDIT USD



January 25

KEY DATA

Net Asset Value as of 31.01.2025

\$5 811,29

Total Net Assets

15,9m\$

Reference Currency

USD (\$)

FUND DATA

Fund uner Luxembourg Law

Profit Allocation

Capitalisation or Distribution

Recommended Time Horizon

3 years minimum

NAV Frequency

Daily

Ongoing Charges

0,33%

Benchmark

3-month Euribor capitalised

Subscription and redemption conditions

Orders are centralised every working day in Monaco at CMB Monaco at 11.00am, and executed based on the net asset value of that day. Commissions: subscriptions Néant, value date J+1; redemption Néant value date J+1

Inception Date

14 04 2006

Depository Bank

CMB Monaco
17, avenue des Spélugues
Principauté de Monaco

Net Asset Value publication mode

Published in the "Journal de Monaco" and displayed at CMB Monaco headquarters and in CMB Monaco branches. Our funds' net asset values are regularly published and updated on the website www.cmb.mc

FUND MANAGEMENT COMPANY

CMG Monaco SAM
17, avenue des Spélugues
Principauté de Monaco

FUND MANAGER



David LASSER
CMG



INVESTMENT UNIVERSE AND PHILOSOPHY

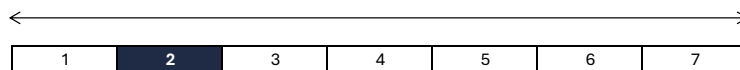
The fund **MONACO COURT TERME USD** invests in short term bonds or interest rate products with a maximum weighted average residual life of 18 months and an average rating of Investment Grade.

The management is discretionary and conviction based with weak interest rate and credit sensitivities and a strong diversification across issuers and sectors.

RISK PROFILE

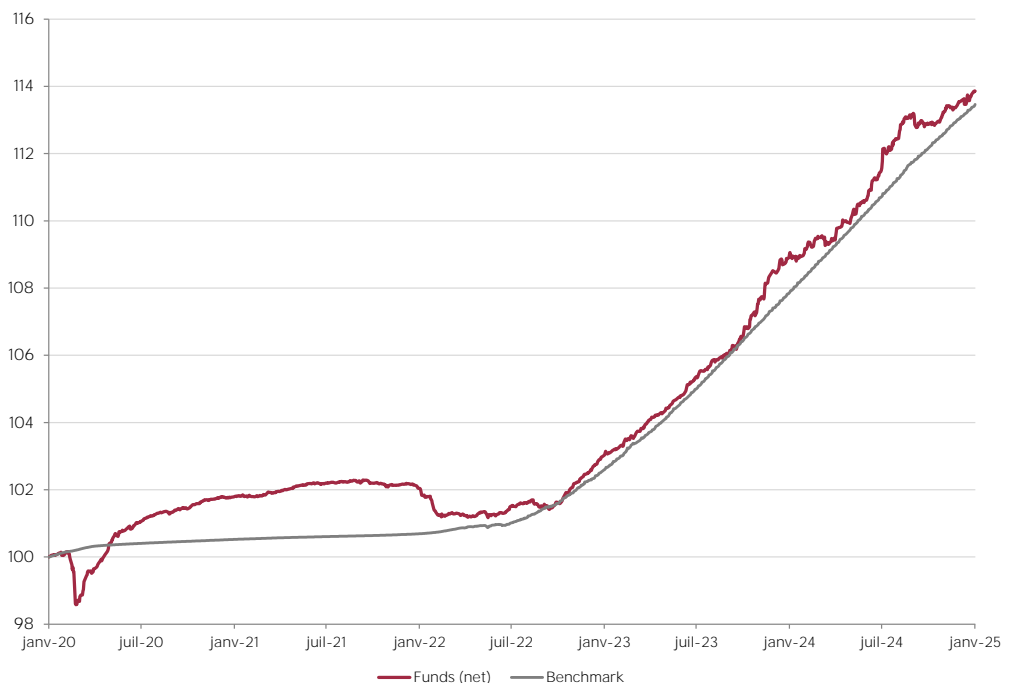
Lower risk/potential reward

Higher risk/potential reward



The risk indicator, based on past volatility, cannot cover all types of risks to which the fund may be exposed. It is possible that the past data used does not constitute a reliable indication of the future risk profile. The category associated with this fund is not a guarantee and can evolve with time. The lowest category is not synonymous with a "riskless" investment.

Performance (basis USD) - Evolution over 5 years (base 100)



Source: Bloomberg. Period from 31/01/2020 to 31/01/2025.

Past performance is not a guarantee of future performance, nor is it constant with time and does not constitute in any case a guarantee of future performance.

CUMULATIVE PERFORMANCE	1 month	1 year	3 years	3 y (ann.)	5 years	5 y (ann.)
FUND (net)	0,29%	4,44%	11,59%	3,72%	13,86%	2,63%
BENCHMARK	0,37%	5,19%	12,68%	4,06%	13,46%	2,56%
YEARLY PERFORMANCE	2025	2024	2023	2022	2021	2020
FUND (net)	0,29%	4,62%	5,87%	0,33%	0,41%	1,91%
BENCHMARK	0,37%	5,25%	5,01%	1,60%	0,16%	0,66%
COMPARABLE FUNDS - (39)	2025	2024	2023	2022	2021	2020
UNIVERSE AVERAGE		5,64%	5,35%	-2,41%	-0,19%	2,09%
FUND QUARTILE IN UNIVERSE		2	1	1	1	2

MEDIOBANCA SICAV SHORT TERM CREDIT USD



January 25

SUSTAINABILITY RATING



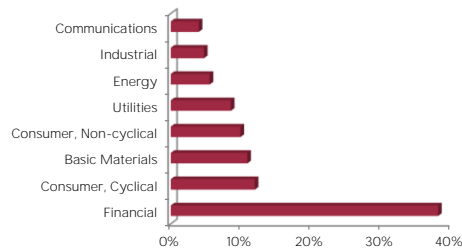
The rating is expressed as 1 to 5 "globes," whereby a higher number of globes indicates that the portfolio has lower ESG Risk. The number of globes a fund receives is determined relative to other funds in the same Morningstar Global Category.

ESG risk: Although the portfolio manager intends to implement the ESG investment process as described in the Mediobanca Group sustainability policy (<https://www.mediobanca.com/en/sustainability/eshg-and-the-focus-on-consumers/eshg-in-our-group.html>) and on the CMB Monaco website (<https://www.cmb.mc/sites/default/files/2022-05/CMG%20MONACO%20ESG%20POLICY.pdf>), the success of the ESG strategy largely depends on third-party data providers as well as their methodologies and IT systems. These data are not systematically tested or verified by the manager. Consequently, the manager may invest in or divest from a security based on information provided by a third party that may later prove to be inconsistent with the fund's criteria. This could occur when the provider considers additional information that causes the investment to no longer meet the investment criteria. Moreover, multiple providers may be used; however, different providers may present differences, discrepancies, or inconsistencies regarding information related to certain companies. Therefore, in some cases, an internal assessment is conducted to evaluate the company's involvement in a certain activity or controversy. In these cases, the manager does not guarantee that the internal evaluations meet investors' expectations regarding investment or divestment according to the ESG investment process.

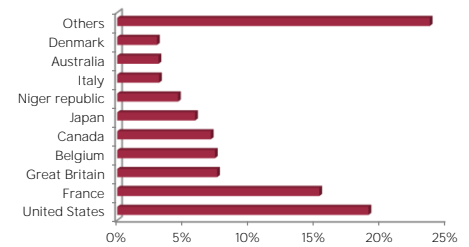
Disclaimer

The information contained in this document has as objective to inform the subscriber. This document is not intended as investment advice. No information or statements in this document should be considered as a recommendation. The funds under Monegasque law as well as the SICAV under Luxembourg law are exclusively distributed by CMB Monaco. Copies of this document and the complete prospectus can be obtained for free from CMB Monaco and CMG Monaco as well as from the website www.cmb.mc.

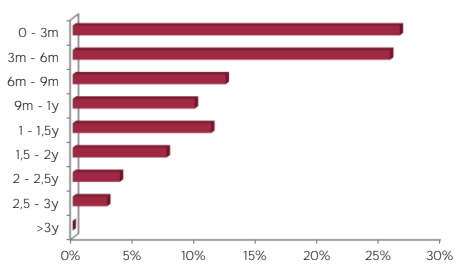
SECTOR ALLOCATION



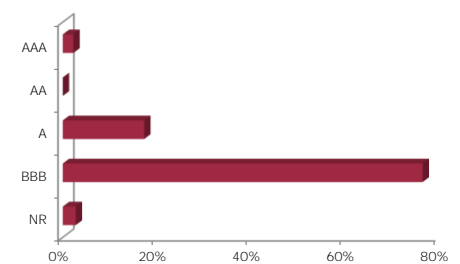
REGION ALLOCATION



MATURITY ALLOCATION



RATING ALLOCATION



KEY INDICATORS

Duration	1,23
Credit Sensitivity	0,69%
Average Rating	A-
Yield	4,87%
Fund Volatility	1,08%
Maturity (except futures)	9 months

TOP 10 POSITIONS OF 80

NAME	WEIGHT
GRP BRUXELLES	1,6%
LENOVO GROUP LTD	1,6%
QUEST DIAGNOSTIC	1,6%
EQUATE PETROCHEM	1,6%
HSBC HOLDINGS	1,6%
MANUF & TRADERS	1,3%
WHITBREAD GROUP	1,3%
BPCE	1,3%
ANTARES HOLDINGS	1,2%
BPCE	1,2%
Total	14,1%

MANAGER COMMENT

The 2-year US Treasury was stable over the month, finishing at +4.20%. The Fed kept its key rates unchanged. Uncertainty stems from the announcements on the tariffs of the new US President D. Trump. The risk of inflation persisting or picking up is reflected in a market that is keeping rates high and FOMC voters who remain wait-and-see. The total duration of the portfolio is around 14 months. The average rating of the securities in the portfolio is BBB+, with a low proportion of high-yield debt.

SHARE CLASS INFORMATION

ISIN	Ccy	Part	Distribution	Dernier Div	Date Div	Max fee ongoing	In. Mgt fee
MC0010000206	USD	Retail	Accumulation			0,62%	0,50%
MC00100020G2	USD	Retail	Distribution			0,62%	0,50%
MC0010001121	USD	Instit (>5m)	Accumulation			0,47%	0,35%
MC00100020H0	GBP	Retail	Accumulation			0,47%	0,35%