

MONACO CORPORATE BOND USD



September 2024

Key Data

Net Asset Value as of 30.09.2024

\$ 7 048,96 (R), 5 413,63 € (RH EUR)

\$ 1 072,67 (R EUR)

Total net assets

\$ 28,39m

Reference currency

US Dollar (\$)

FUND DATA

Fund under Monegasque Law

Bloomberg Ticker

MONEXPU MN, MONCBUD MN,
MONCBUEMN, MONCBUD MN,
MONCBUI MN

ISIN code

MCO009780891 (R), MCO0100020B3
(RD), MCO010002061 (RH EUR),
MCO010002053 (R EUR),
MCO0100020D9 (Instit. Min 1M)

Benchmark

85% ICE BofAML 1-10y US Large Cap
Corporate
15% SOFR

Recommended investment horizon

Minimum 3 years

Profit allocation

Capitalisation (R), (I), (RH EUR) & (R EUR)
Yearly distribution (RD)

NAV Frequency

Daily

Ongoing charges 1,12% (R, RH EUR, R
EUR) et 0,62% (I)

out of which 1% / 0,50% (Inst.) management fee

Performance fees can be levied, the
calculation method can be seen on the
prospectus

Subscription and redemption conditions

Orders are centralised every working
day in Monaco at CMB Monaco at
11.00am, and executed based on the net
asset value of that day. Commissions:
subscriptions 0,7%, value date T+2;
redemptions 0,7% value date T+2

Inception date

03 January 2023

Depositary Bank

CMB Monaco
17, avenue des Spélugues Principauté
de Monaco

Net Asset Value publication mode

Published in the "Journal de Monaco"
and displayed at CMB Monaco
headquarters and in CMB Monaco
branches. Our funds' net asset values are
regularly published and updated on the
website www.cmb.mc

INVESTMENT UNIVERSE AND PHILOSOPHY

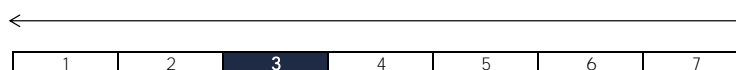
The fund **MONACO CORPORATE BOND USD** USD invests in bonds issued by corporate and Government issuers, mainly investment grade and with a majority of the exposure on the USD. The investment style is flexible, diversified and conviction-based. The fund is broadly diversified across sectors, ratings, durations and seniorities.

The management is discretionary and conviction based and the fund is diversified across sectors, ratings, interest rate sensitivities and seniorities.

RISK PROFILE

Lower risk/potential reward

Higher risk/potential reward



The risk indicator, based on past volatility, cannot cover all types of risks to which the fund may be exposed. It is possible that the past data used does not constitute a reliable indication of the future risk profile. The category associated with this fund is not a guarantee and can evolve with time. The lowest category is not synonymous with a "riskless" investment.

PERFORMANCE SHARE CLASS R USD



Past performance is not a guarantee of future performance, nor is it constant with time and does not constitute in any case a guarantee of future performance.

CUMULATIVE PERFORMANCE	1 month	1 year	3 years	3y (ann.)	5 years	5y (ann.)
FUND (net)	0,94%	10,17%				
BENCHMARK	1,17%	10,90%				
YEARLY PERFORMANCE	2024	2023	2022	2021	2020	2019
FUND (net)	4,82%	5,55%				
BENCHMARK	5,67%	7,05%				

MONACO CORPORATE BOND USD



September 2024

FUND MANAGEMENT COMPANY

CMG Monaco SAM
17, avenue des Spélugues
Principauté de Monaco

FUND MANAGER



SUSTAINABILITY RATING



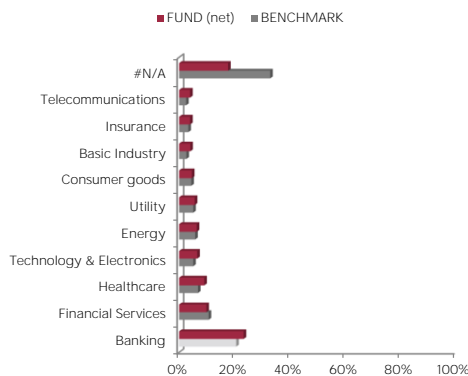
The rating is expressed as 1 to 5 "globes," whereby a higher number of globes indicates that the portfolio has lower ESG Risk. The number of globes a fund receives is determined relative to other funds in the same Morningstar Global Category.

DISCLAIMER

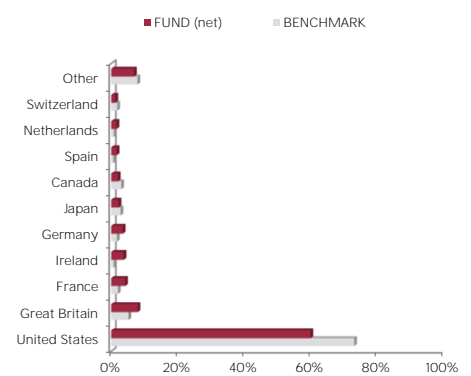
The information contained in this document has as objective to inform the subscriber. This document is not intended as investment advice. No information or statements in this document should be considered as a recommendation. The funds under Monegasque law as well as the SICAV under Luxembourg law are exclusively distributed by CMB Monaco. Copies of this document and the complete prospectus can be obtained for free from CMB Monaco and CMG Monaco as well as from the website www.cmb.mc.

The benchmark data referenced herein is the property of ICE Data Indices, LLC, its affiliates ("ICE Data") and/or its Third Party Suppliers and has been licensed for use by CMB Monaco. ICE Data and its Third Party Suppliers accept no liability in connection with its use. See prospectus for a full copy of the Disclaimer.

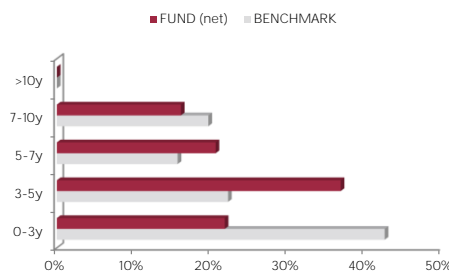
SECTOR ALLOCATION



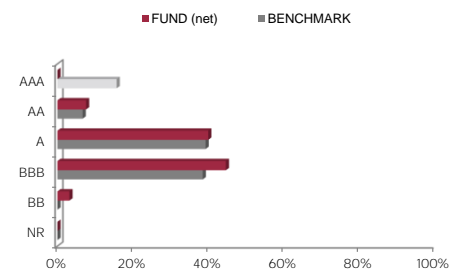
COUNTRY ALLOCATION



MATURITY ALLOCATION



RATING ALLOCATION



RISK INDICATORS

Duration	3,82
Average Rating	A-
Yield	4,60%
Fund Volatility	5,70%
Maturity	4,30

TOP 10 POSITIONS OF 127

NAME	WEIGHT
Monaco Court Terme Usd	3,6%
MORGAN STANLEY	2,5%
CITIGROUP INC	2,0%
BANK OF AMERICA CORP	1,9%
BNP PARIBAS	1,8%
GOLDMAN SACHS GROUP INC	1,5%
JPMORGAN CHASE & CO	1,4%
MASTERCARD INC	1,4%
HSBC HOLDINGS PLC	1,3%
APPLE INC	1,2%
<i>Total</i>	18,6%

QUARTERLY MANAGEMENT COMMENT

In September the fund's benchmark gained +1.17% while the fund posted a performance of +1.03% for the month. The US 10-year yield ended the month at 3.78%, down 12bp from the end of August.

During the month of September, the investment grade credit market experienced a slight widening of spreads with limited impact on the segment's total return performance and driven by the favorable movement of risk-free rates. During the month, lackluster macroeconomic data, coupled with a series of profit warnings from the automotive sector generated some uncertainty, which was partly offset by central banks' interventions, the FED's first rate cut of 50 bps for the month, and economic stimulus measures in China. Investors showed a constructive attitude when looking at primary market, only showing first signs of weakness in the last market sessions of the month. The portfolio is well diversified (around 125 issues) with an overweight sector exposure to financials versus non-financials, with a preference for defensive sectors. Off benchmark exposure to sub-investment grade securities is low, at around 3%, as is exposure to off benchmark AT1 securities at 3.5%. Regarding trades made during the month we bought some new issue on the primary market such as Broadcom 32, Citigroup 30, HP Enterprise 31, Hyundai 29, Mastercard 32, Nordea AT1, Uber