

# MONACO CONVERTIBLE BOND EUROPE



September 2024

## Key Data

**Net Asset Value as of 30.09.2024**

1 105,29 €

**Total net assets**

13,27 m€

**Reference currency**

Euro (€)

## FUND DATA

**Fund under Monegasque Law**

**Bloomberg Ticker**

MONCVBE MN

**ISIN code**

MCO010000651

**Benchmark**

100% ICE BofA European Convertible Index EUR converted

**Recommended investment horizon**

Minimum 4 years

**Profit allocation**

Capitalisation

**NAV Frequency**

Daily

**Ongoing charges** 1,37%

out of which 1,25% management fee

Performance fees can be levied, the calculation method can be seen on the prospectus

**Subscription and redemption conditions**

Orders are centralised every working day in Monaco at CMB Monaco at 11.00am, and executed based on the net asset value of that day. Commissions: subscriptions 1,25%, value date T+2; redemptions 1,25% value date T+2

**Inception date**

01 October 2010

**Depositary Bank**

CMB Monaco

17, avenue des Spélugues

Principauté de Monaco

**Net Asset Value**

**publication mode**

Published in the "Journal de Monaco" and displayed at CMB Monaco headquarters and in CMB Monaco branches. Our funds' net asset values are regularly published and updated on the website [www.cmb.mc](http://www.cmb.mc)

## INVESTMENT UNIVERSE AND PHILOSOPHY

The fund **MONACO CONVERTIBLE BOND EUROPE** invests in European convertible bonds with an average delta of between 25% and 45%.

The management is discretionary and conviction based with a selection process that starts from the stock choices but also includes a macroeconomic analysis ("Bottom-up") and does not have as objective to replicate its benchmark. The fund does not use any synthetic structures.

## RISK PROFILE

Lower risk/potential reward

Higher risk/potential reward



The risk indicator increased from 3 to 4 (End of May 2022)

The risk indicator, based on past volatility, cannot cover all types of risks to which the fund may be exposed. It is possible that the past data used does not constitute a reliable indication of the future risk profile. The category associated with this fund is not a guarantee and can evolve with time. The lowest category is not synonymous with a "riskless" investment.

## PERFORMANCE



Past performance is not a guarantee of future performance, nor is it constant with time and does not constitute in any case a guarantee of future performance.

| CUMULATIVE PERFORMANCE | 1 month | 1 year | 3 years | 3y (ann.) | 5 years | 5y (ann.) |
|------------------------|---------|--------|---------|-----------|---------|-----------|
| FUND (net)             | 0,17%   | 8,03%  | -6,65%  | -2,27%    | -4,79%  | -0,98%    |
| BENCHMARK              | 1,30%   | 12,15% | 1,61%   | 0,53%     | 9,03%   | 1,74%     |

| YEARLY PERFORMANCE | 2024  | 2023  | 2022    | 2021  | 2020  | 2019   |
|--------------------|-------|-------|---------|-------|-------|--------|
| FUND (net)         | 3,64% | 4,26% | -15,01% | 1,35% | 1,21% | 4,54%  |
| BENCHMARK          | 7,97% | 6,39% | -12,93% | 2,23% | 5,01% | 11,44% |

| COMPARABLE FUNDS - (33)   |  |       |         |       |       |       |
|---------------------------|--|-------|---------|-------|-------|-------|
| UNIVERSE AVERAGE          |  | 6,79% | -13,83% | 1,06% | 4,79% | 2,20% |
| FUND QUARTILE IN UNIVERSE |  | 4     | 2       | 2     | 4     | 4     |

# MONACO CONVERTIBLE BOND EUROPE



September 2024

## FUND MANAGEMENT COMPANY

CMG Monaco SAM  
17, avenue des Spélugues  
Principauté de Monaco

## FUND MANAGER



MEDIOBANCA  
SOCIETÀ GESTIONE RISPARMIO

## SUSTAINABILITY RATING



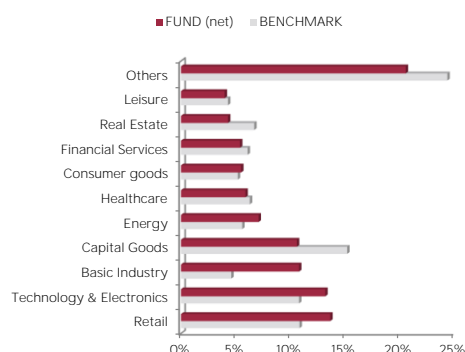
MORNINGSTAR

The rating is expressed as 1 to 5 "globes," whereby a higher number of globes indicates that the portfolio has lower ESG Risk. The number of globes a fund receives is determined relative to other funds in the same Morningstar Global Category.

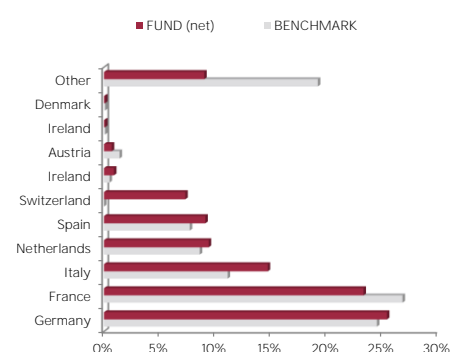
## DISCLAIMER

The information contained in this document has as objective to inform the subscriber. This document is not intended as investment advice. No information or statements in this document should be considered as a recommendation. The funds under Monegasque law as well as the SICAV under Luxembourg law are exclusively distributed by CMB Monaco. Copies of this document and the complete prospectus can be obtained for free from CMB Monaco and CMG Monaco as well as from the website [www.cmb.mc](http://www.cmb.mc).

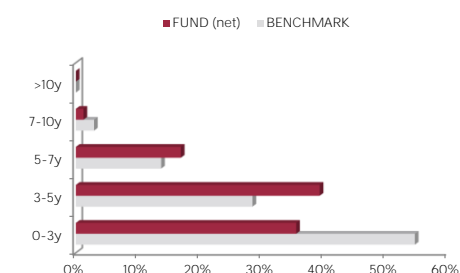
## SECTOR ALLOCATION



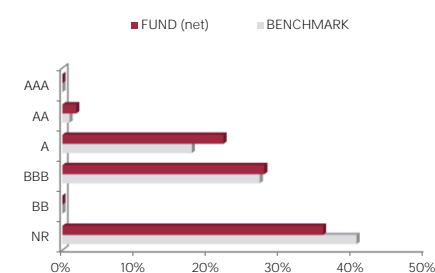
## COUNTRY ALLOCATION



## MATURITY ALLOCATION



## RATING ALLOCATION



## RISK INDICATORS

|                           |        |
|---------------------------|--------|
| Interest Rate Sensitivity | 3,45   |
| Average Rating            | BBB    |
| Yield                     | 4,00%  |
| Fund Volatility           | 4,70%  |
| Delta                     | 42,00% |

## TOP 10 POSITIONS OF 57

| NAME             | WEIGHT       |
|------------------|--------------|
| CELLNEX TELECOM  | 6,5%         |
| SAFRAN SA        | 4,8%         |
| RHEINMETALL      | 3,8%         |
| DELIVERY HERO AG | 3,7%         |
| SIKA AG-REG      | 3,4%         |
| RAG STIFTUNG     | 3,3%         |
| NEXI             | 3,2%         |
| STMICROELECTRON  | 3,0%         |
| OCADO GROUP PLC  | 2,6%         |
| QIAGEN NV        | 2,5%         |
| <i>Total</i>     | <i>36,9%</i> |

## QUARTERLY MANAGEMENT COMMENT

In June, the fund's benchmark lost -1.34% while the fund posted a performance of -1.37% for the month. The US 10-year yield ended the month at 4.4%, down 10bp from the end of May 2024.

The fund is well diversified with around 60 issuers and with a sectoral exposure that sees the Basic Industry and Technology & Electronics sectors as the most overweight in relative terms, while the Capital Goods, Media and Real Estate sectors are the most underweight, the equity sensitivity level has been pretty stable slightly above 40% during the month.

The convertible market performed poorly in June with widening spreads and riskoff in european equity and convertible market triggered by French President Macron's decision to call the legislative elections following the negative outcome of the European elections. The emergence of French sovereign risk generated pressure on financials and on the various French corporate issuers.