

MONACO GREEN BOND EURO



August 2024

Key Data

Net Asset Value as of 30.08.2024
109 057,28 € (I), 108 017,83 € (ID)

Actif Net
52,30 m€

Reference Currency
Euro (€)

FUND DATA

Fund under Monegasque Law
Bloomberg Ticker
MONGRIC MN, MONGRID MN

ISIN code
MC0010002087 (Invest. Min 1M),
MC00100020A5 (Invest. Min 1M)

Benchmark
90% ICE BofAML Euro Corporate Green,
Social & Sustainability

10% ESTR

Recommended Investment horizon
Minimum 3 years

Profit allocation
Capitalisation (I)
Yearly distribution (ID)

Date of last distribution
16 avr 2024

Amount distributed
655,44 €

NAV Frequency
Daily

Ongoing charges 0,64%
out of which 0,50% management fee

Performance fees can be levied, the calculation method can be seen on the prospectus

Subscription and redemption conditions
Orders are centralised every working day in Monaco at CMB Monaco at 11.00am, and executed based on the net asset value of that day. Commissions: subscriptions 0,7%, value date T+2; redemptions 0,7% value date T+2

Inception date
10 January 2023

Depository Bank
CMB Monaco
17, avenue des Spélugues
Principauté de Monaco

Dissemination mode
Published in the "Journal de Monaco" and displayed at CMB Monaco headquarters and in CMB Monaco branches. Our funds' net asset values are regularly published and updated on the website www.cmb.mc

INVESTMENT UNIVERSE AND PHILOSOPHY

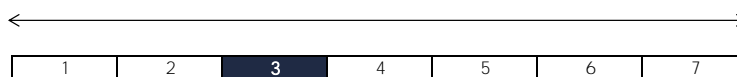
The fund **MONACO GREEN BOND EURO** invests in green and sustainable bonds. The objective of the fund is to provide a performance in line with the ICE BofA Euro Corporate Green, Social & Sustainability Index.

The management is discretionary and conviction based and the fund is diversified across sectors, ratings, interest rate sensitivities and seniorities.

RISK PROFILE

Risk/lower potential reward

Risk/higher potential reward



The risk indicator, based on past volatility, cannot cover all types of risks to which the fund may be exposed. It is possible that the past data used does not constitute a reliable indication of the future risk profile. The category associated with this fund is not a guarantee and can evolve with time. The lowest category is not synonymous with a "riskless" investment.

PERFORMANCE SHARE CLASS I



Past performance is not a guarantee of future performance, nor is it constant with time and does not constitute in any case a guarantee of future performance.

CUMULATIVE PERFORMANCE	1 month	1 year
FUND (net)	0,24%	8,15%
BENCHMARK	0,30%	7,22%

SINCE INCEPTION DATE	2024	2023
FUND (net)	2,46%	
BENCHMARK	2,59%	

FONDS COMPARABLES - (144)					
MOYENNE UNIVERS	8,64%	-9,98%	2,51%	6,30%	9,36%
QUARTILE DU FONDS DANS L'UNIVERS	1	2	2	4	3

MONACO GREEN BOND EURO

FUND MANAGEMENT COMPANY

CMG Monaco SAM
17, avenue des Spélugues
Principauté de Monaco

FUND MANAGER



Cyril IAFRATE
CMG

SUSTAINABILITY RATING



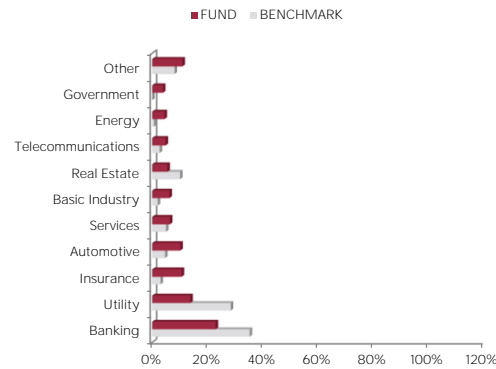
The rating is expressed as 1 to 5 "globes," whereby a higher number of globes indicates that the portfolio has lower ESG Risk. The number of globes a fund receives is determined relative to other funds in the same Morningstar Global Category.

DISCLAIMER

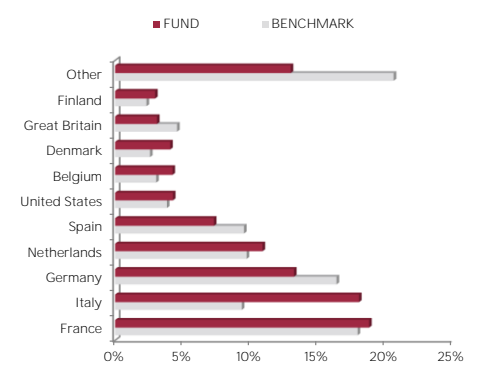
The information contained in this document has as objective to inform the subscriber. This document is not intended as investment advice. No information or statements in this document should be considered as a recommendation. The funds under Monegasque law as well as the SICAV under Luxembourg law are exclusively distributed by CMB Monaco. Copies of this document and the complete prospectus can be obtained for free from CMB Monaco and CMG Monaco as well as from the website www.cmb.mc.

The index data ICE BoFAML EMU Corporate 1-10 years is the property of ICE Data Indices, LLC, its affiliates ("ICE Data") and/or its Third Party Suppliers and has been licensed for use by CMB Monaco. ICE Data and its Third Party Suppliers accept no liability in connection with its use. See prospectus for a full copy of the Disclaimer. the Disclaimer.

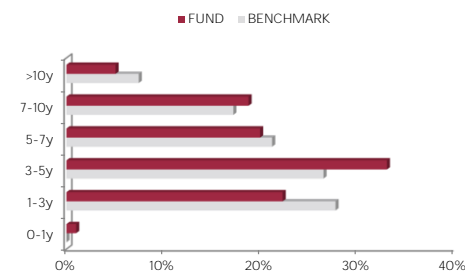
SECTOR ALLOCATION



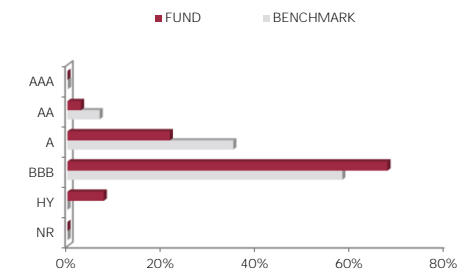
COUNTRY ALLOCATION



MATURITY ALLOCATION



RATING ALLOCATION



RISK INDICATORS

Duration	4,45
Average Rating	BBB+
Yield	3,59%
Fund Volatility	3,67%
Maturity	5,27

TOP 10 POSITIONS OF 144

NAME	WEIGHT
ETHIAS	2,2%
BANCO BPM SPA	1,6%
MONTE DEI PASCHI	1,5%
VOLKSBANK NV	1,4%
HEIDELBERG MATER	1,4%
ALLIANDER	1,4%
ABEILLE VIE SA	1,4%
NN GROUP NV	1,3%
BTPS	1,2%
CAIXABANK	1,2%
<i>Total</i>	<i>14,4%</i>

FUND MANAGER'S COMMENT

Interest rates continued to fall in July, with the German 10-year rate falling from 2.50% to 2.30%. Spreads against the swap curve continued to tighten, reaching 75bp and approaching the lowest levels seen in April (72bp).

July began with a lull in political risk in France. As expected, the ECB kept rates unchanged at its meeting on 18 July, and Mrs Lagarde was conciliatory about the months ahead. Generally speaking, the actions of central banks remain a subject of concern for investors, as are economic data and even more so than upcoming political deadlines, particularly in the United States. Earnings reports have been better in the US than in Europe, where a number of warnings have been issued in the luxury goods, transport, IT services and automotive sectors. The credit market remains resilient, however, thanks in part to the fall in activity on the primary market.

On the primary market, we participated in new issues by Crédit Agricole (Social Bond) and Monte Paschi di Siena (Covered Social).