

MONACO CONVERTIBLE BOND EUROPE



May 2024

Key Data

Net Asset Value as of 31.05.2024

1 107,63 €

Total net assets

16,38 m€

Reference currency

Euro (€)

FUND DATA

Fund under Monegasque Law

Bloomberg Ticker

MONCVBE MN

ISIN code

MC0010000651

Benchmark

100% ICE BofA European Convertible Index EUR converted

Recommended investment horizon

Minimum 4 years

Profit allocation

Capitalisation

NAV Frequency

Daily

Ongoing charges 1,37%

out of which 1,25% management fee

Performance fees can be levied, the calculation method can be seen on the prospectus

Subscription and redemption conditions

Orders are centralised every working day in Monaco at CMB Monaco at 11.00am, and executed based on the net asset value of that day. Commissions: subscriptions 1,25%, value date T+2; redemptions 1,25% value date T+2

Inception date

01 October 2010

Depository Bank

CMB Monaco
17, avenue des Spélugues
Principauté de Monaco

Net Asset Value publication mode

Published in the "Journal de Monaco" and displayed at CMB Monaco headquarters and in CMB Monaco branches. Our funds' net asset values are regularly published and updated on the website www.cmb.mc

INVESTMENT UNIVERSE AND PHILOSOPHY

The fund **MONACO CONVERTIBLE BOND EUROPE** invests in European convertible bonds with an average delta of between 25% and 45%.

The management is discretionary and conviction based with a selection process that starts from the stock choices but also includes a macroeconomic analysis ("Bottom-up") and does not have as objective to replicate its benchmark. The fund does not use any synthetic structures.

RISK PROFILE

Lower risk/potential reward

Higher risk/potential reward



The risk indicator increased from 3 to 4 (End of May 2022)

The risk indicator, based on past volatility, cannot cover all types of risks to which the fund may be exposed. It is possible that the past data used does not constitute a reliable indication of the future risk profile. The category associated with this fund is not a guarantee and can evolve with time. The lowest category is not synonymous with a "riskless" investment.

PERFORMANCE



Past performance is not a guarantee of future performance, nor is it constant with time and does not constitute in any case a guarantee of future performance.

CUMULATIVE PERFORMANCE	1 month	1 year	3 years	3y (ann.)	5 years	5y (ann.)
FUND (net)	1,25%	6,93%	-6,71%	-2,29%	-3,73%	-0,76%
BENCHMARK	2,64%	8,91%	-0,23%	-0,08%	11,01%	2,11%

YEARLY PERFORMANCE	2024	2023	2022	2021	2020	2019
FUND (net)	3,86%	4,26%	-15,01%	1,35%	1,21%	4,54%
BENCHMARK	6,38%	6,39%	-12,93%	2,23%	5,01%	11,44%

COMPARABLE FUNDS - (33)						
UNIVERSE AVERAGE		6,79%	-13,83%	1,06%	4,79%	2,20%
FUND QUARTILE IN UNIVERSE		4	2	2	4	4

MONACO CONVERTIBLE BOND EUROPE



May 2024

FUND MANAGEMENT COMPANY

CMG Monaco SAM
17, avenue des Spélugues
Principauté de Monaco

FUND MANAGER



SUSTAINABILITY RATING

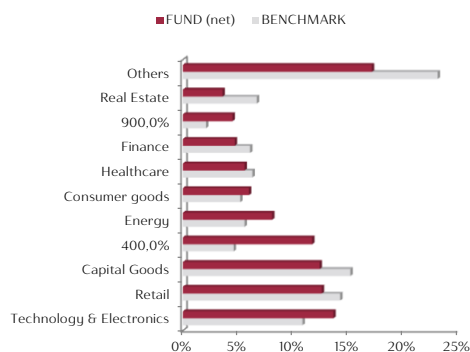


The rating is expressed as 1 to 5 "globes," whereby a higher number of globes indicates that the portfolio has lower ESG Risk. The number of globes a fund receives is determined relative to other funds in the same Morningstar Global Category.

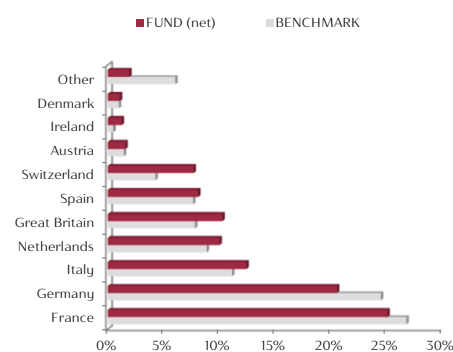
DISCLAIMER

The information contained in this document has as objective to inform the subscriber. This document is not intended as investment advice. No information or statements in this document should be considered as a recommendation. The funds under Monegasque law as well as the SICAV under Luxembourg law are exclusively distributed by CMB Monaco. Copies of this document and the complete prospectus can be obtained for free from CMB Monaco and CMG Monaco as well as from the website www.cmb.mc.

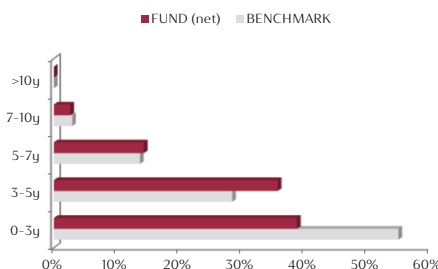
SECTOR ALLOCATION



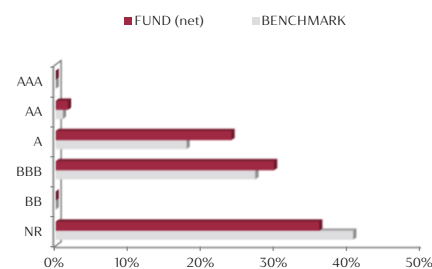
COUNTRY ALLOCATION



MATURITY ALLOCATION



RATING ALLOCATION



RISK INDICATORS

Interest Rate Sensitivity	3,80%
Average Rating	BBB
Yield	3,10%
Fund Volatility	8,11%
Delta	47,00%

TOP 10 POSITIONS OF 66

NAME	WEIGHT
CELLNEX TELECOM	7,2%
SIKA AG-REG	4,3%
SAFRAN SA	4,2%
RHEINMETALL	3,4%
DELIVERY HERO AG	3,2%
SCHNEIDER ELEC	3,0%
BE SEMICONDUCTOR	2,8%
RAG STIFTUNG	2,7%
NEXI	2,7%
GAZTRANSPORT	2,6%
Total	36,0%

QUARTERLY MANAGEMENT COMMENT

In March, the fund's benchmark gained +2.31% while the fund posted a performance of +2.13% for the month. The US 10-year yield ended the month at 4.20%, down 5bp from the end of february.

In March, the fund's benchmark gained +2.31% while the fund posted a performance of +2.13% for the month. The US 10-year yield ended the month at 4.20%, down 5bp from the end of february.

The convertible market performance was progressively positive during all the month with a good directional path granted by a riskon phase in the European equity market. We closed some position in the period such as Delivery Hero 2025 and Global Fashion 2028 while we rounded down Rheinmetall 2030. The equity sensitivity level has been pretty stable around 40% during the month.