

Key Data

Net Asset Value as of 31.10.2023

1 148,27 €

Total net assets

11,67 m€

Reference currency

Euro (€)

FUND DATA

Fund under Monegasque Law

Bloomberg Ticker

MONAASI MN

ISIN code

MC0010000313

Benchmark

95% MSCI Pacific Free Local
Currency Total Return
5% ESTR

Recommended investment horizon

Minimum 5 years

Profit allocation

Capitalisation

NAV Frequency

Daily

Ongoing charges 1,62%

out of which 1,50% management fee

Performance fees can be levied, the calculation method can be seen on the prospectus

Subscription and redemption conditions

Orders are centralised every working day in Monaco at CMB Monaco at 11.00am, and executed based on the net asset value of that day. Commissions: subscriptions 2,5%, value date T+2; redemptions 1,25% value date T+2

Inception date

11 August 2006

Depositary Bank

CMB Monaco
17, avenue des Spélugues
Principauté de Monaco

Net Asset Value publication mode

Published in the "Journal de Monaco" and displayed at CMB Monaco headquarters and in CMB Monaco branches. Our funds' net asset values are regularly published and updated on the website www.cmb.mc

INVESTMENT UNIVERSE AND PHILOSOPHY

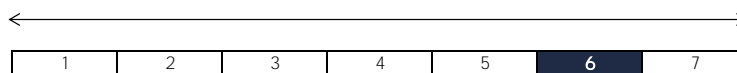
The fund **MONACTION ASIE** invests in Asian equities with an emphasis on Japanese stocks and is hedged against FX risks.

The management is discretionary and conviction based with a GARP selection process, i.e. privileging earnings growth, strength of the balance sheet and long term gain potential.

RISK PROFILE

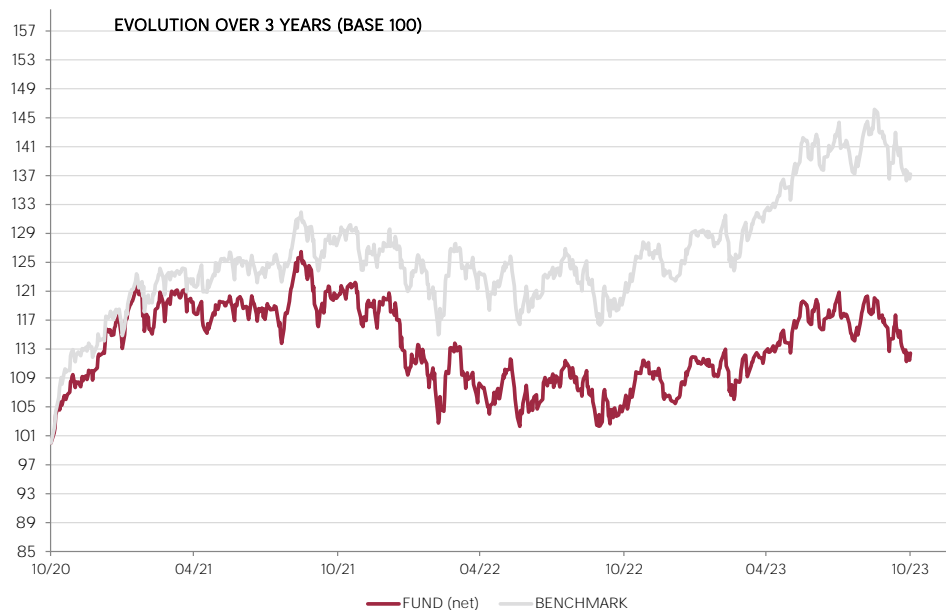
Lower risk/potential reward

Higher risk/potential reward



The risk indicator, based on past volatility, cannot cover all types of risks to which the fund may be exposed. It is possible that the past data used does not constitute a reliable indication of the future risk profile. The category associated with this fund is not a guarantee and can evolve with time. The lowest category is not synonymous with a "riskless" investment.

PERFORMANCE



Past performance is not a guarantee of future performance, nor is it constant with time and does not constitute in any case a guarantee of future performance.

CUMULATIVE PERFORMANCE	1 month	1 year	3 years	3y (ann.)	5 years	5y (ann.)
FUND (net)	-3,32%	6,66%	12,45%	3,99%	26,86%	4,87%
BENCHMARK	-2,94%	13,76%	37,21%	11,12%	41,47%	7,19%
YEARLY PERFORMANCE	2023	2022	2021	2020	2019	2018
FUND (net)	6,25%	-11,68%	6,87%	14,03%	20,41%	-18,34%
BENCHMARK	11,71%	-3,43%	11,36%	6,00%	17,49%	-11,16%
COMPARABLE FUNDS - (46)						
AVERAGE UNIVERSE			6,59%	6,44%	18,70%	-12,78%
FUND QUARTILE IN UNIVERSE			2	1	2	4

FUND MANAGEMENT COMPANY

CMG Monaco SAM
17, avenue des Spélugues
Principauté de Monaco

FUND MANAGER

SUSTAINABILITY RATING

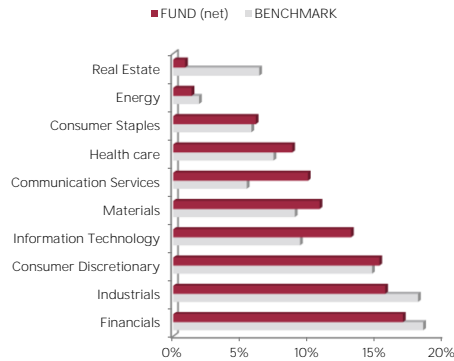


The rating is expressed as 1 to 5 "globes," whereby a higher number of globes indicates that the portfolio has lower ESG Risk. The number of globes a fund receives is determined relative to other funds in the same Morningstar Global Category.

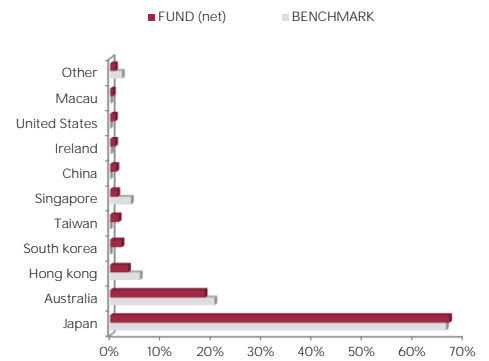
DISCLAIMER

The information contained in this document has as objective to inform the subscriber. This document is not intended as investment advice. No information or statements in this document should be considered as a recommendation. The funds under Monegasque law as well as the SICAV under Luxembourg law are exclusively distributed by CMB Monaco. Copies of this document and the complete prospectus can be obtained for free from CMB Monaco and CMG Monaco as well as from the website www.cmb.mc.

SECTOR ALLOCATION



COUNTRY ALLOCATION



TOP 10 POSITIONS OF 74

NAME	COUNTRY	SECTOR	WEIGHT
BHP GROUP LTD	Australia	Materials	4,1%
TOYOTA MOTOR	Japan	Consumer Discretionary	3,3%
SONY GROUP CORP	Japan	Consumer Discretionary	3,2%
MITSUBISHI UFJ F	Japan	Financials	3,1%
NINTENDO CO LTD	Japan	Communication Services	2,8%
NIPPON TELEGRAPH	Japan	Communication Services	2,6%
NATL AUST BANK	Australia	Financials	2,4%
AIA	Hong kong	Financials	2,3%
TOYO SUISAN KAI	Japan	Consumer Staples	2,0%
ISUZU MOTORS	Japan	Consumer Discretionary	2,0%
Total			28,0%

MANAGEMENT COMMENT

In October, Asian markets continued to decline. The Shanghai Shenzhen CSI 300 index lost -3.2% and the Nikkei 225 was down -3.1%.

Same findings as last month: persistently high interest rates in Europe and the United States are impacting global business prospects. Continued strong growth in the USA is not conducive to a rapid fall in rates, even if these high levels are beginning to weigh on activity in relative terms. In Europe, activity remains weak, but here too rates are high, raising fears of a more marked slowdown. China's growth is below potential, and it is also penalized by below-potential growth in developed countries and by its real estate problems. Japan is benefiting from low interest rates and a weak currency, which is supporting its growth.

Volatility is still expected over the next few months: market participants will be scrutinizing upcoming macro-economic figures in the US and Europe to gauge the speed of inflation's decline, the transmission of wage rises to final prices, and the resilience of growth. However, in the medium term, the continuing fall in inflation should eventually change the rhetoric of the central banks (ECB and Fed), which will be positive for all risky assets, including Asian countries.