

CMB GLOBAL LUX DETTE EMERGENTE USD



August 2023

Key Data

Net Asset Value as of 31.08.2023
\$ 788,81

Total net assets
\$ 9,94m

Reference currency
USD (\$)

FUND DATA

Fund under Luxembourg Law

Bloomberg Ticker
CMBIMDI LX

ISIN code
LU1248401470 (Instit.)

Recommended investment horizon
Minimum 5 years

Profit allocation
Yearly distribution

Date of last distribution
12 May 2023

Amount distributed
0,00 €

NAV Frequency
Daily

Ongoing charges 1,68%

Subscription and redemption conditions
Orders are centralised every working day in Monaco at CMB Monaco at 11.00am, and executed based on the net asset value of that day. Commissions: subscriptions 5,0%, value date T+2; redemptions 0,7% value date T+2

Inception date
24 July 2015

Depository Bank
CMB Monaco
23, avenue de la Costa
Principauté de Monaco

Net Asset Value publication mode

Published in the "Journal de Monaco" and displayed at CMB Monaco headquarters and in CMB Monaco branches. Our funds' net asset values are regularly published and updated on the website www.cmb.mc

INVESTMENT UNIVERSE AND PHILOSOPHY

The fund **GLOBAL LUX DETTE EMERGENTE (USD)** is a feeder fund that invests mainly in the fund Neuberger Berman Emerging Market Debt Blend Fund (the master fund). The master fund invests in sovereign and private issuer bonds issued in emerging market countries and denominated either in hard currency or in local currency. The investments denominated in hard currency refer to investments in USD, EUR, GBP, YEN and CHF. The average rating is "Investment Grade". The target allocation for emerging market bonds is 50% sovereign bonds, 25% private issuer bonds in hard currency and 25% sovereign bonds in hard currency. The fund is hedged against the US dollar.

The management is discretionary with a selection process that starts from a macroeconomic analysis and finishes with the stock choices ("Bottom-up"). The fund is diversified across strategies and geographies as well as in terms of the number of positions.

RISK PROFILE

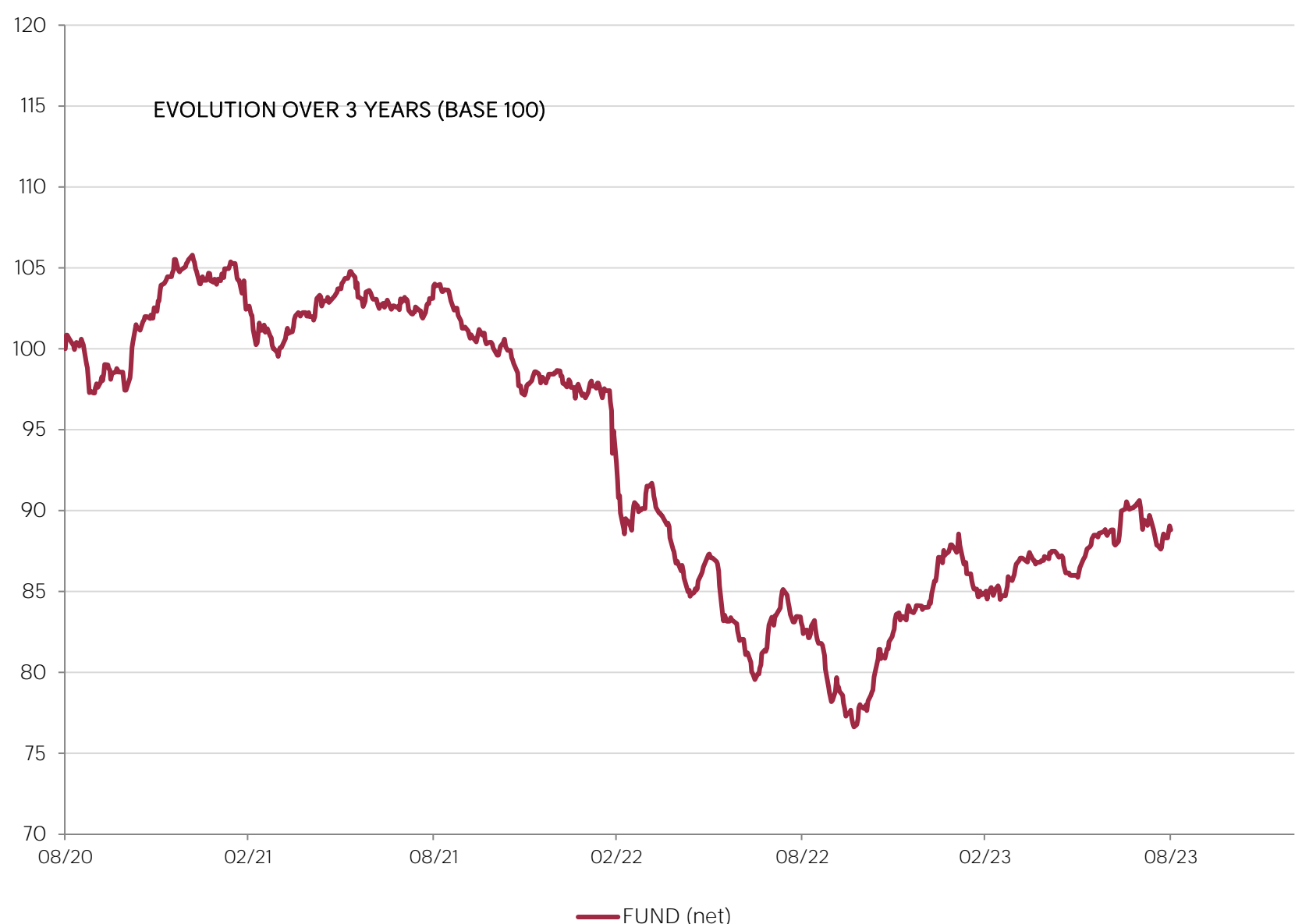
Lower risk/potential reward

Higher risk/potential reward



The risk indicator, based on past volatility, cannot cover all types of risks to which the fund may be exposed. It is possible that the past data used does not constitute a reliable indication of the future risk profile. The category associated with this fund is not a guarantee and can evolve with time. The lowest category is not synonymous with a "riskless" investment.

PERFORMANCE



Past performance is not a guarantee of future performance, nor is it constant with time and does not constitute in any case a guarantee of future performance.

CUMULATIVE PERFORMANCE	1 month	1 year	3 years	3y (ann.)	5 years	5y (ann.)
FUND (net)	-2,02%	7,18%	-11,20%	-3,88%	-0,69%	-0,14%

YEARLY PERFORMANCE	2023	2022	2021	2020	2019	2018
FUND (net)	5,71%	-14,86%	-6,48%	2,79%	12,41%	-7,89%

COMPARABLE FUNDS - (113)						
UNIVERSE AVERAGE			-2,87%	5,51%	12,92%	-5,17%
FUND QUARTILE IN UNIVERSE			4	4	3	4

CMB GLOBAL LUX DETTE EMERGENTE USD



August 2023

FUND MANAGEMENT COMPANY

Mediobanca Management Comp. SA
2 Boulevard de la Foire
L-1528 Luxembourg

FUND MANAGER

NEUBERGER BERMAN

SUSTAINABILITY RATING



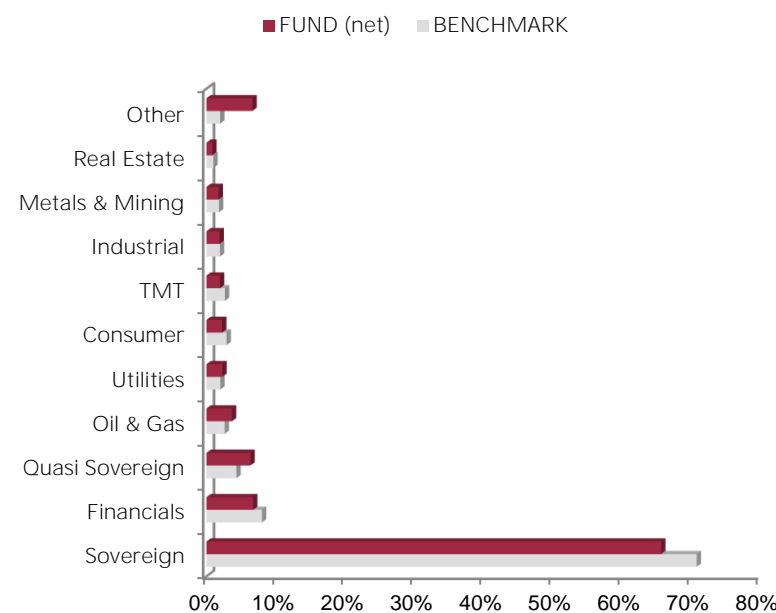
MORNINGSTAR®

The rating is expressed as 1 to 5 “globes,” whereby a higher number of globes indicates that the portfolio has lower ESG Risk. The number of globes a fund receives is determined relative to other funds in the same Morningstar Global

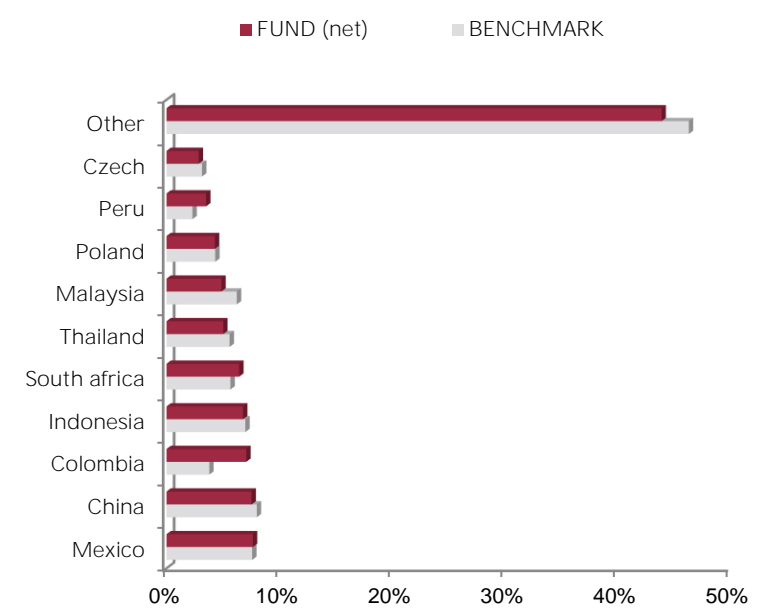
DISCLAIMER

The information contained in this document has as objective to inform the subscriber. This document is not intended as investment advice. No information or statements in this document should be considered as a recommendation. The funds under Monegasque law as well as the SICAV under Luxembourg law are exclusively distributed by CMB Monaco. Copies of this document and the complete prospectus can be obtained for free from CMB Monaco and Compagnie Monégasque de Gestion (CMG) as well as from the website www.cmb.mc.

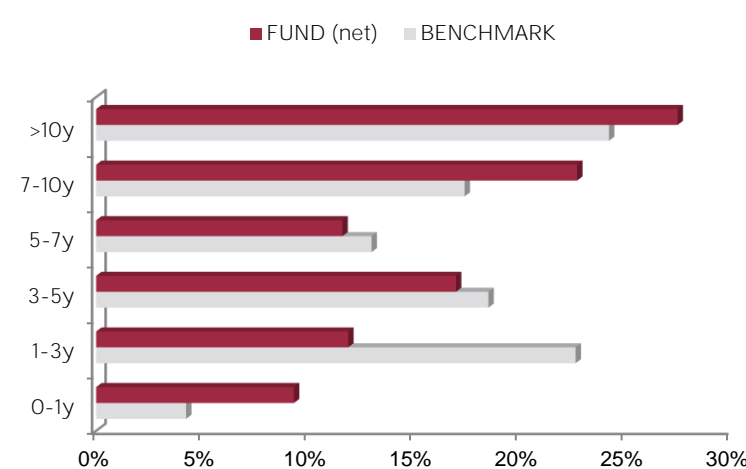
SECTOR ALLOCATION



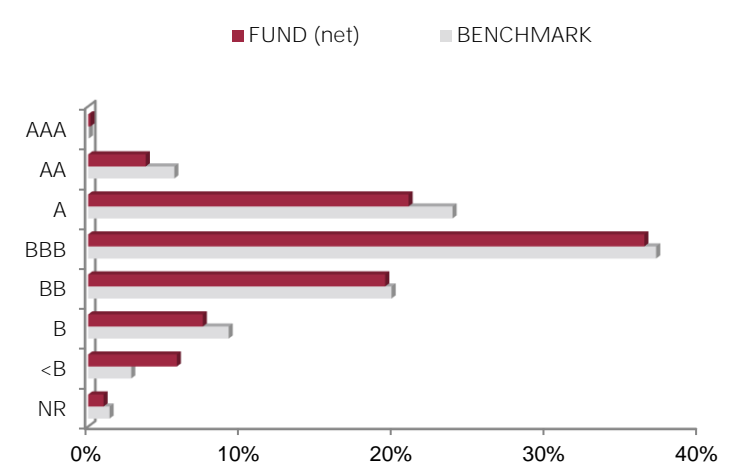
COUNTRY ALLOCATION



MATURITY ALLOCATION



RATING ALLOCATION



RISK INDICATORS

METRICS	INDICATORS
Interest Rate Sensitivity	6,24%
Average Rating	BBB-
Yield	7,24%
Fund Volatility	3,59%
Maturity (except futures)	9.93

TOP 10 POSITIONS OF 534

NAME	WEIGHT
RUSSIAN FEDERATION	1,6%
MEXICO (UNITED MEXICAN ST	1,6%
INDONESIA (REPUBLIC OF)	1,5%
SOUTHERN GAS CORRIDOR CJS	1,2%
COLOMBIA (REPUBLIC OF)	1,2%
SOUTH AFRICA (REPUBLIC OF	1,2%
CHINA GOVERNMENT BOND	1,1%
POLAND GOVERNMENT BOND	1,0%
PETROLEOS MEXICANOS	0,9%
MEXICO (UNITED MEXICAN ST	0,9%
<i>Total</i>	12,2%

MANAGEMENT COMMENT

In August, emerging debt market indices posted negative performances: local currency government debt lost -2.4% (JP Morgan GBI Global Core), hard currency government debt was down -1.4% (JP Morgan EMBI Global Total Return) and hard currency corporate debt was down -1.0% (Ishare JP Morgan EM Corporate Bond - performance Total return).

The Chinese economy is showing signs of weakness in services, manufacturing and real estate. Measures have been taken to boost activity, and more are expected. This is partly affecting Europe, which is facing headwinds and is also experiencing a slowdown. The USA and Japan, on the other hand, are experiencing economic resilience, and the latest indicators are in the green.

Inflation is falling slowly in Europe, reinforcing the idea of higher rates to combat it. In the US, the healthy state of the economy suggests that rates are likely to remain high for longer than expected. High rates limit future growth and therefore impact global activity in all zones. The key for the markets therefore lies in lowering them. The continued fall in inflation should eventually bring about a change in the rhetoric of the central banks (ECB and Fed), which will be positive for risky assets.