

# MONACO PATRIMOINE SÉCURITÉ EURO



December 2022

## Key Data

### Net Asset Value as of 30.12.2022

1 392,77 €

### Total net assets

6,57 m€

### Reference currency

Euro (€)

## FUND DATA

### Fund under Monegasque Law

### Bloomberg Ticker

MONPSEU MN

### ISIN code

MC0009780859

### Benchmark

15% MSCI Europe Total Return  
65% ICE BofA Euro Large Cap Index  
10% MSCI World ex Europe Total Return  
10% ICE BofAML Euro Treasury Bill Index

### Recommended Investment horizon

Minimum 3 years

### Profit allocation

Capitalisation

### NAV Frequency

Daily

### Ongoing charges 1,12%

out of which 1,00% management fee  
Performance fees can be levied, the calculation method can be seen on the prospectus

### Subscription and redemption conditions

Orders are centralised every working day in Monaco at CMB Monaco at 11.00am, and executed based on the net asset value of that day. Commissions: subscriptions 2,0%, value date T+2; redemptions 1,25% value date T+2

### Inception date

19 June 1998

### Depositary Bank

CMB Monaco  
23, avenue de la Costa  
Principauté de Monaco

### Net Asset Value publication mode

Published in the "Journal de Monaco" and displayed at CMB Monaco headquarters and in CMB Monaco branches. Our funds' net asset values are regularly published and updated on the website [www.cmb.mc](http://www.cmb.mc)

## INVESTMENT UNIVERSE AND PHILOSOPHY

The fund **MONACO PATRIMOINE SECURITE EURO** invests mainly in equity, bond and alternative funds with an equity exposition between 15% and 35% of the total fund.

The management is discretionary and prioritises asset class allocation with a strong diversification across sectors and geographies as well as in terms of the number of positions.

## RISK PROFILE

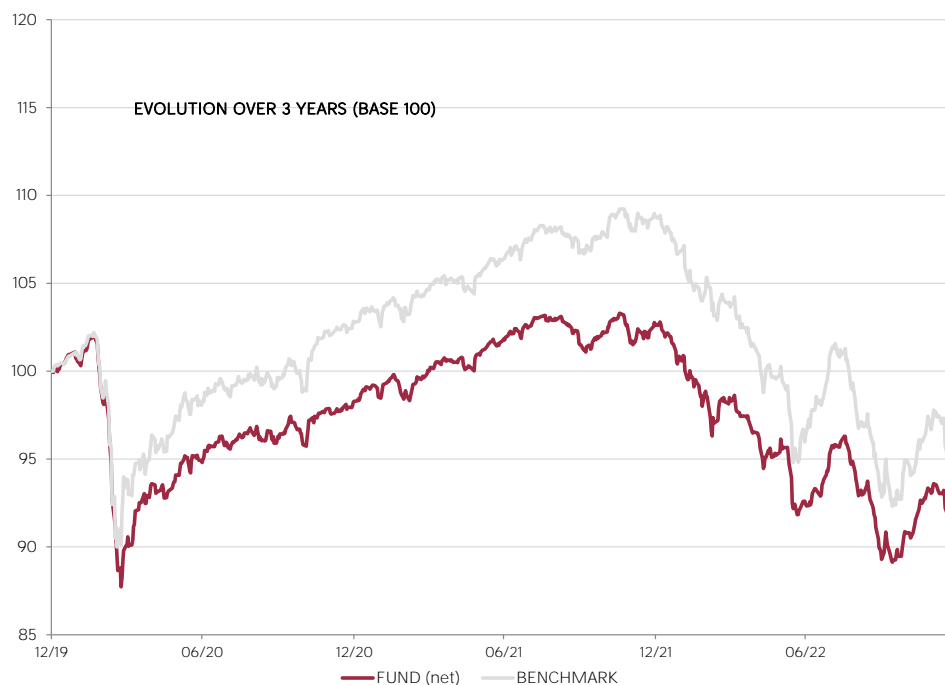
Lower risk/potential reward

Higher risk/potential reward



The risk indicator, based on past volatility, cannot cover all types of risks to which the fund may be exposed. It is possible that the past data used does not constitute a reliable indication of the future risk profile. The category associated with this fund is not a guarantee and can evolve with time. The lowest category is not synonymous with a "riskless" investment.

## PERFORMANCE



Past performance is not a guarantee of future performance, nor is it constant with time and does not constitute in any case a guarantee of future performance.

CUMULATIVE PERFORMANCE	1 month	1 year	3 years	3y (ann.)	5 years	5y (ann.)
FUND (net)	-1,87%	-11,00%	-8,63%	-2,96%	-7,93%	-1,64%
BENCHMARK	-2,87%	-13,41%	-5,80%	-1,97%	1,45%	0,29%

YEARLY PERFORMANCE	2022	2021	2020	2019	2018	2017
FUND (net)	-11,00%	4,46%	-1,72%	6,86%	-5,70%	1,68%
BENCHMARK	-13,41%	5,87%	2,76%	9,41%	-1,56%	0,95%

COMPARABLE FUNDS - (57)						
UNIVERSE AVERAGE		4,09%	0,68%	7,08%	-5,19%	2,56%
FUND QUARTILE IN UNIVERSE		3	4	3	3	3

## FUND MANAGEMENT COMPANY

CMG Monaco SAM  
13, bd Princesse Charlotte  
Principauté de Monaco

## FUND MANAGER



## SUSTAINABILITY RATING



MORNINGSTAR

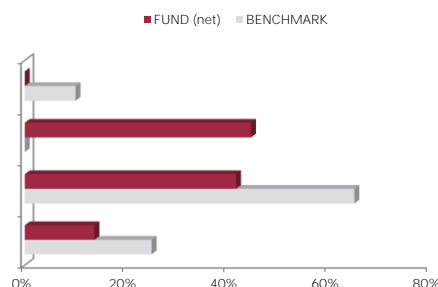
The rating is expressed as 1 to 5 “globes,” whereby a higher number of globes indicates that the portfolio has lower ESG Risk. The number of globes a fund receives is determined relative to other funds in the same Morningstar Global Category.

## DISCLAIMER

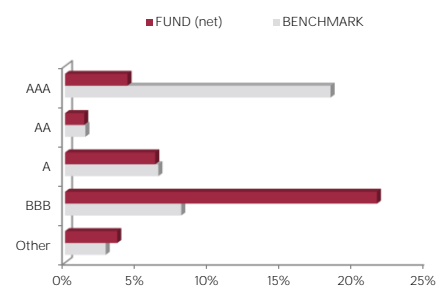
The information contained in this document has as objective to inform the subscriber. This document is not intended as investment advice. No information or statements in this document should be considered as a recommendation. The funds under Monegasque law as well as the SICAV under Luxembourg law are exclusively distributed by CMB Monaco. Copies of this document and the complete prospectus can be obtained for free from CMB Monaco and CMG Monaco as well as from the website [www.cmb.mc](http://www.cmb.mc).

The index data BofA Merrill Lynch 1-10 years Euro Govt is the property of ICE Data Indices, LLC, its affiliates (“ICE Data”) and/or its Third Party Suppliers and has been licensed for use by CMB Monaco. ICE Data and its Third Party Suppliers accept no liability in connection with its use. See prospectus for a full copy of the Disclaimer.

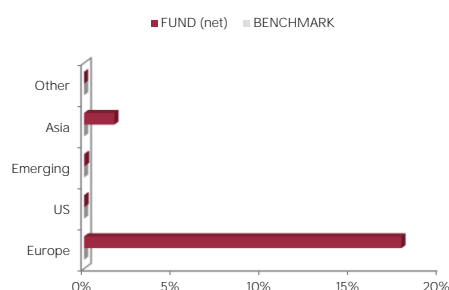
## ASSET ALLOCATION



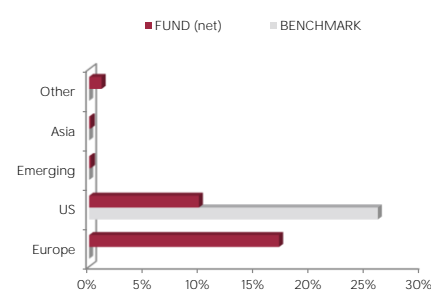
## RATING ALLOCATION BONDS



## COUNTRY ALLOCATION EQUITIES



## COUNTRY ALLOCATION BONDS



## LIMITS

TYPE	LIMIT	MIN/MAX
EQUITIES	15%	Minimum
EQUITIES	35%	Maximum
BONDS	55%	Minimum
ALTERNATIVE	10%	Maximum

## TOP 10 POSITIONS OF 469

NAME	WEIGHT
US TREASURY N/B	1,1%
US TREASURY N/B	0,9%
US TREASURY N/B	0,9%
US TREASURY N/B	0,7%
US TREASURY N/B	0,6%
ROCHE HLDG-GENUS	0,5%
US TREASURY N/B	0,5%
FIFTH THIRD BANK	0,4%
ANHEUSER-BUSCH I	0,4%
SAMPO OYJ-A SHS	0,4%
<i>Total</i>	6,5%

## MANAGEMENT COMMENT

The equity markets ended up sharply lower overall in December, with the exception of China. In the U.S., the Nasdaq lost -8.7% and the S&P 500 -5.9%, Japanese and emerging stocks also lost -6.7% for the Nikkei 225 and -1.7% for the MSCI Emerging. Europe (Eurostoxx 50) is also down -4.3%. China on the other hand ends up +0.5% (CSI 300). On the interest rate side, risk pr