

MONACO COURT TERME USD



December 2022

Key Data

Net Asset Value as of 30.12.2022
\$ 6 428,28 (R), \$ 103 568,37 (I)

Total net assets
\$ 266,67m

Reference currency
US Dollar (\$)

FUND DATA

Fund under Monegasque Law

Bloomberg Ticker
MONCTUS MN

ISIN code
MC0010000206, MC0010001121 (Inst.
Min. 5M)

Indice de référence
Libor USD 3-month capitalised

Recommended investment horizon
Minimum 3 months

Profit allocation
Capitalisation

NAV Frequency
Daily

Ongoing charges (max)
0,62%/0,47% (Inst.)
out of which 0,5% / 0,35%
(Inst.)management fee

Subscription and redemption conditions
Orders are centralised every working
day in Monaco at CMB Monaco at
11.00am, and executed based on the net
asset value of that day. Commissions:
subscriptions nil, value date T+1;
redemptions nil, value date T+1

Inception date
14 April 2006

Depository Bank
CMB Monaco
23, avenue de la Costa
Principauté de Monaco

Net Asset Value
publication mode

Published in the "Journal de Monaco"
and displayed at CMB Monaco
headquarters and in CMB Monaco
branches. Our funds' net asset values are
regularly published and updated on the
website www.cmb.mc

INVESTMENT UNIVERSE AND PHILOSOPHY

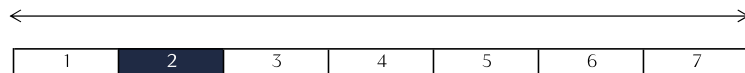
The fund MONACO COURT TERME USD invests in short term bonds or interest rate products with a maximum weighted average residual life of 18 months and an average rating of Investment Grade.

The management is discretionary and conviction based with weak interest rate and credit sensitivities and a strong diversification across issuers and sectors.

RISK PROFILE

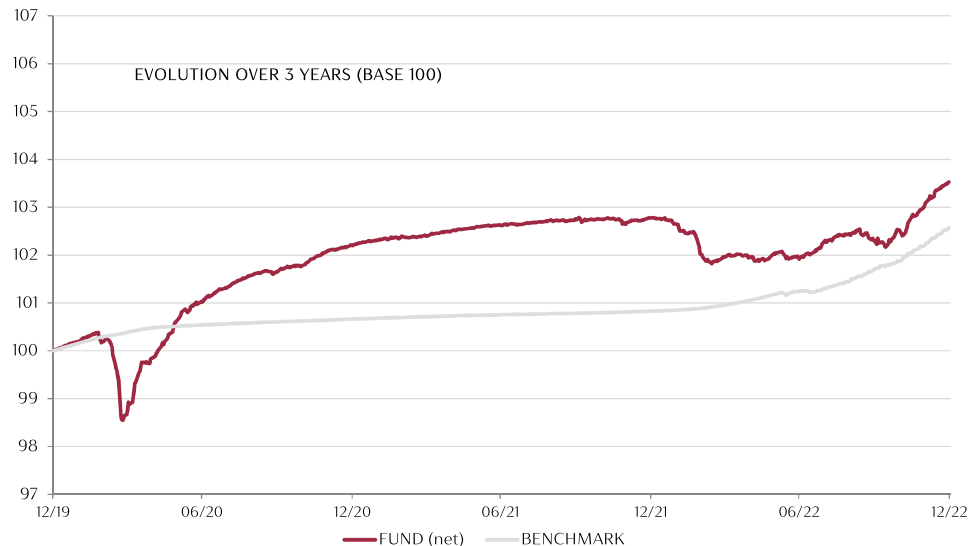
Lower risk/potential reward

Higher risk/potential reward



The risk indicator, based on past volatility, cannot cover all types of risks to which the fund may be exposed. It is possible that the past data used does not constitute a reliable indication of the future risk profile. The category associated with this fund is not a guarantee and can evolve with time. The lowest category is not synonymous with a "riskless" investment.

PERFORMANCE



Past performance is not a guarantee of future performance, nor is it constant with time and does not constitute in any case a guarantee of future performance.

CUMULATIVE PERFORMANCE	1 month	1 year	3 years	3y (ann.)	5 years	5y (ann.)
FUND (net)	0,51%	0,73%	3,53%	1,16%	9,24%	1,78%
BENCHMARK	0,36%	1,73%	2,57%	0,85%	7,52%	1,46%

YEARLY PERFORMANCE	2022	2021	2020	2019	2018	2017
FUND (net)	0,73%	0,56%	2,20%	3,39%	2,06%	1,66%
BENCHMARK	1,73%	0,16%	0,66%	2,39%	2,38%	1,23%

COMPARABLE FUNDS - (27)						
UNIVERSE AVERAGE		-0,19%	2,09%	3,46%	0,99%	1,15%
FUND QUARTILE IN UNIVERSE		i	2	2	i	i

MONACO COURT TERME USD



December 2022

FUND MANAGEMENT COMPANY

CMG Monaco SAM
13, bd Princesse Charlotte
Principauté de Monaco

FUND MANAGER



David Lasser
CMG

SUSTAINABILITY RATING

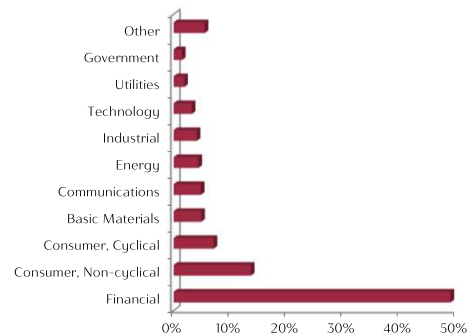


The rating is expressed as 1 to 5 “globes,” whereby a higher number of globes indicates that the portfolio has lower ESG Risk. The number of globes a fund receives is determined relative to other funds in the same Morningstar Global Category.

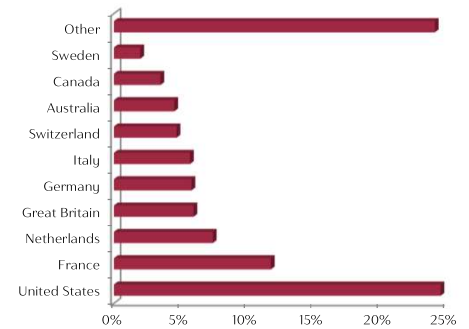
DISCLAIMER

The information contained in this document has as objective to inform the subscriber. This document is not intended as investment advice. No information or statements in this document should be considered as a recommendation. The funds under Monegasque law as well as the SICAV under Luxembourg law are exclusively distributed by CMB Monaco. Copies of this document and the complete prospectus can be obtained for free from CMB Monaco and CMG Monaco as well as from the website www.cmb.mc.

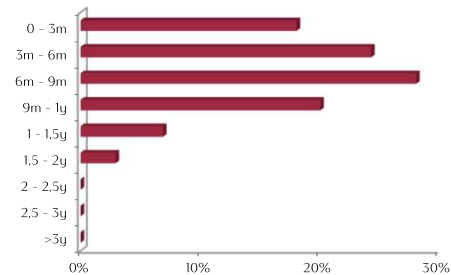
SECTOR ALLOCATION



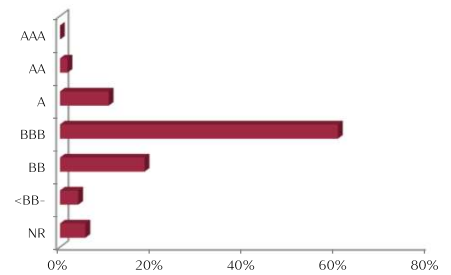
COUNTRY ALLOCATION



MATURITY ALLOCATION



RATING ALLOCATION



RISK INDICATORS

METRICS	INDICATORS
Interest Rate Sensitivity	0.54%
Credit Sensitivity	0,54%
Average Rating	BBB
Yield	5,66%
Fund Volatility	0,56%
Maturity (except futures)	7 months

TOP 10 POSITIONS OF 83

NAME	WEIGHT
ING BANK NV	2.7%
AMP GROUP FINANC	2.7%
MEDIOBANCA SPA	2.6%
JEFFERIES GROUP	2.6%
NOOR SUKUK	2.5%
DP WORLD CRESCEN	2.5%
COMMERZBANK AG	2.5%
ZF NA CAPITAL	2.5%
SPRINT CORP	2.3%
ANTARES HOLDINGS	2.3%
<i>Total</i>	<i>25,3%</i>

MANAGEMENT COMMENT

The US 2-year sovereign rate is stable around +4.37% after a high of +4.72% in early November. About the monetary tightening, the central bank is moving closer to the target rate by raising rates in smaller steps. US inflation at 7.1% is down from its June high of 9.1%. Credit spreads were stable over the month. The performance comes from the carry of the fund, +5.74%.