



Key Data

Net Asset Value as of 28.09.2018

1 773,30 €

Total net assets

52,30 m€

Reference currency

Euro (€)

FUND DATA

Fund under Monegasque Law

Bloomberg Ticker

MONCECO MN

ISIN code

MC0010000297

Benchmark

95% MSCI Global Environment
5% Eonia

Recommended investment horizon

Minimum 5 years

Profit allocation

Capitalisation

NAV Frequency

Daily

Management commission

1,75%

Subscription and redemption conditions

Orders are centralised every working day in Monaco at Compagnie Monégasque de Banque at 11.00am, and executed based on the net asset value of that day. Commissions: subscriptions 2,5%, value date T+2; redemptions 1,0% value date T+2

Inception date

14 June 2006

Depositary Bank

Compagnie Monégasque de Banque SAM
23, avenue de la Costa
Principauté de Monaco

Net Asset Value publication mode

Published in the "Journal de Monaco" and displayed at the CMB headquarters and in CMB branches. Our funds' net asset values are regularly published and updated on the website www.cmb.mc

INVESTMENT UNIVERSE AND PHILOSOPHY


The fund **MONACO ECO+** invests in international equities from developed countries which are linked to the environmental sector. The fund invests more specifically in themes linked to: the optimisation of resources, renewable energy and the agricultural production.

The management is conviction based with a bias on cyclic industrial niches and a large market capitalization diversification.

RISK PROFILE

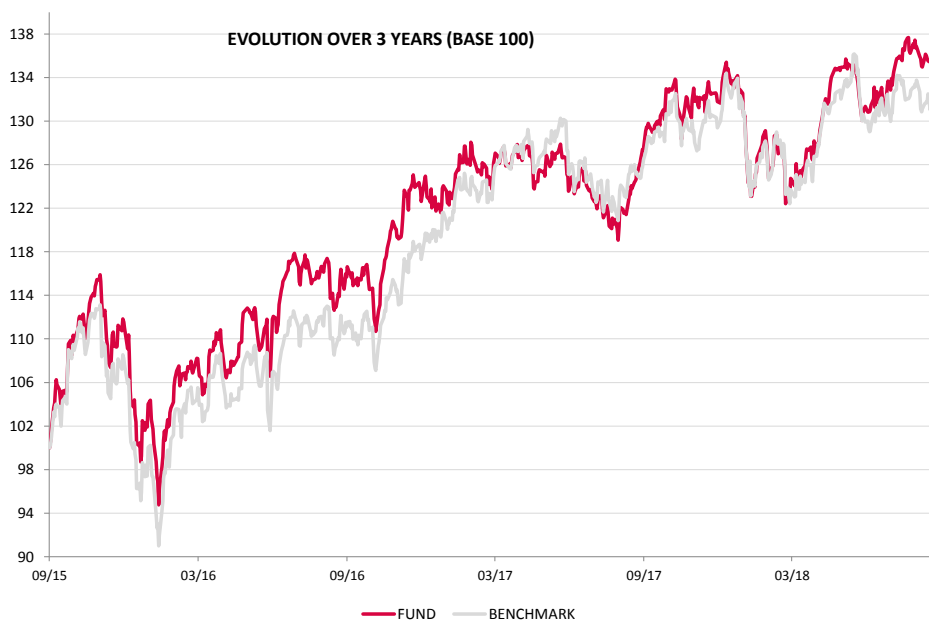
Lower risk/potential reward

Higher risk/potential reward



The risk indicator, based on past volatility, cannot cover all types of risks to which the fund may be exposed. It is possible that the past data used does not constitute a reliable indication of the future risk profile. The category associated with this fund is not a guarantee and can evolve with time. The lowest category is not synonymous with a "riskless" investment.

PERFORMANCE



Past performance is not a guarantee of future performance, nor is it constant with time and does not constitute in any case a guarantee of future performance.

CUMULATIVE PERFORMANCE	1 month	1 year	3 years	3y (ann.)	5 years	5y (ann.)
FUND	-1,14%	6,16%	35,27%	10,59%	50,82%	8,56%
BENCHMARK	-2,24%	3,44%	30,78%	9,36%	60,60%	9,94%

YEARLY PERFORMANCE	2018	2017	2016	2015	2014	2013
FUND	2,63%	7,48%	10,42%	7,29%	9,86%	25,75%
BENCHMARK	1,08%	10,29%	8,95%	7,86%	16,40%	17,79%

COMPARABLE FUNDS - (47)						
UNIVERSE AVERAGE			12,28%			
FUND QUARTILE IN UNIVERSE			4			

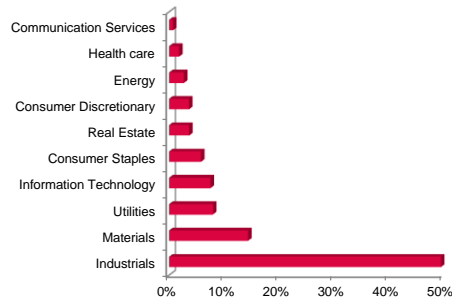
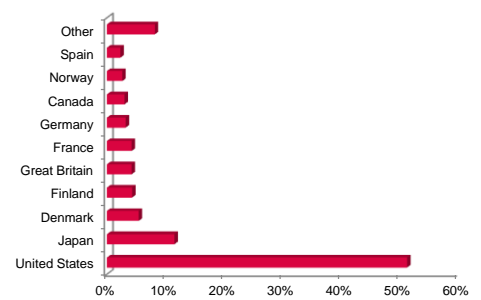
**CMB**Compagnie Monégasque
de Banque

MONACO ECO+

September 2018

FUND MANAGEMENT COMPANYCompagnie Monégasque de
Gestion SAM
13, bd Princesse Charlotte
Principauté de Monaco**FUND MANAGER**Eric Tournier
CMG**DISCLAIMER**

The information contained in this document has as objective to inform the subscriber. This document is not intended as investment advice. No information or statements in this document should be considered as a recommendation. The funds under Monegasque law as well as the SICAV under Luxembourg law are exclusively distributed by Compagnie Monégasque de Banque (CMB). Copies of this document and the complete prospectus can be obtained for free from Compagnie Monégasque de Banque (CMB) and Compagnie Monégasque de Gestion (CMG) as well as from the website www.cmb.mc.

SECTOR ALLOCATION**COUNTRY ALLOCATION****TOP 10 POSITIONS OF 113**

NAME	COUNTRY	SECTOR	WEIGHT
ROCKWOOL INTL-B	Denmark	Industrials	2,9%
NESTE OYJ	Finland	Energy	2,7%
JACOBS ENGIN GRP	United States	Industrials	2,1%
XYLEM INC	United States	Industrials	2,1%
FMC CORP	United States	Materials	2,0%
FANUC CORP	Japan	Industrials	2,0%
GEA GROUP AG	Germany	Industrials	1,8%
FORTUM OYJ	Finland	Utilities	1,6%
WEYERHAEUSER CO	United States	Real Estate	1,6%
WABTEC CORP	United States	Industrials	1,5%
Total			20,3%

MANAGEMENT COMMENT

See French version.