

**Key Data**
**Net Asset Value as of 30.05.2018**

1 769,21 €

**Total net assets**

52,12 m€

**Reference currency**

Euro (€)

**FUND DATA**
**Fund under Monegasque Law**
**Bloomberg Ticker**

MONCECO MN

**ISIN code**

MC0010000297

**Benchmark**

 95% MSCI Global Environment  
 5% Eonia

**Recommended investment horizon**

Minimum 5 years

**Profit allocation**

Capitalisation

**NAV Frequency**

Daily

**Management commission**

1,75%

**Subscription and redemption conditions**

 Orders are centralised every working day in Monaco at Compagnie Monégasque de Banque at 11.00am, and executed based on the net asset value of that day.  
 Commissions: subscriptions 2,5%, value date T+2; redemptions 1,8% value date T+2

**Inception date**

14 June 2006

**Depository Bank**

 Compagnie Monégasque de Banque SAM  
 23, avenue de la Costa  
 Principauté de Monaco

**Net Asset Value publication mode**

 Published in the "Journal de Monaco" and displayed at the CMB headquarters and in CMB branches. Our funds' net asset values are regularly published and updated on the website [www.cmb.mc](http://www.cmb.mc)
**INVESTMENT UNIVERSE AND PHILOSOPHY**

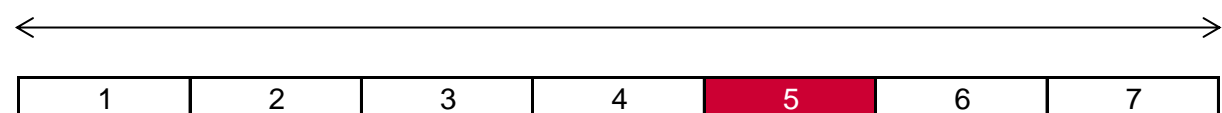
The fund **MONACO ECO+** invests in international equities from developed countries which are linked to the environmental sector. The fund invests more specifically in themes linked to: the optimisation of resources, renewable energy and the agricultural production.

The management is conviction based with a bias on cyclic industrial niches and a large market capitalization diversification.

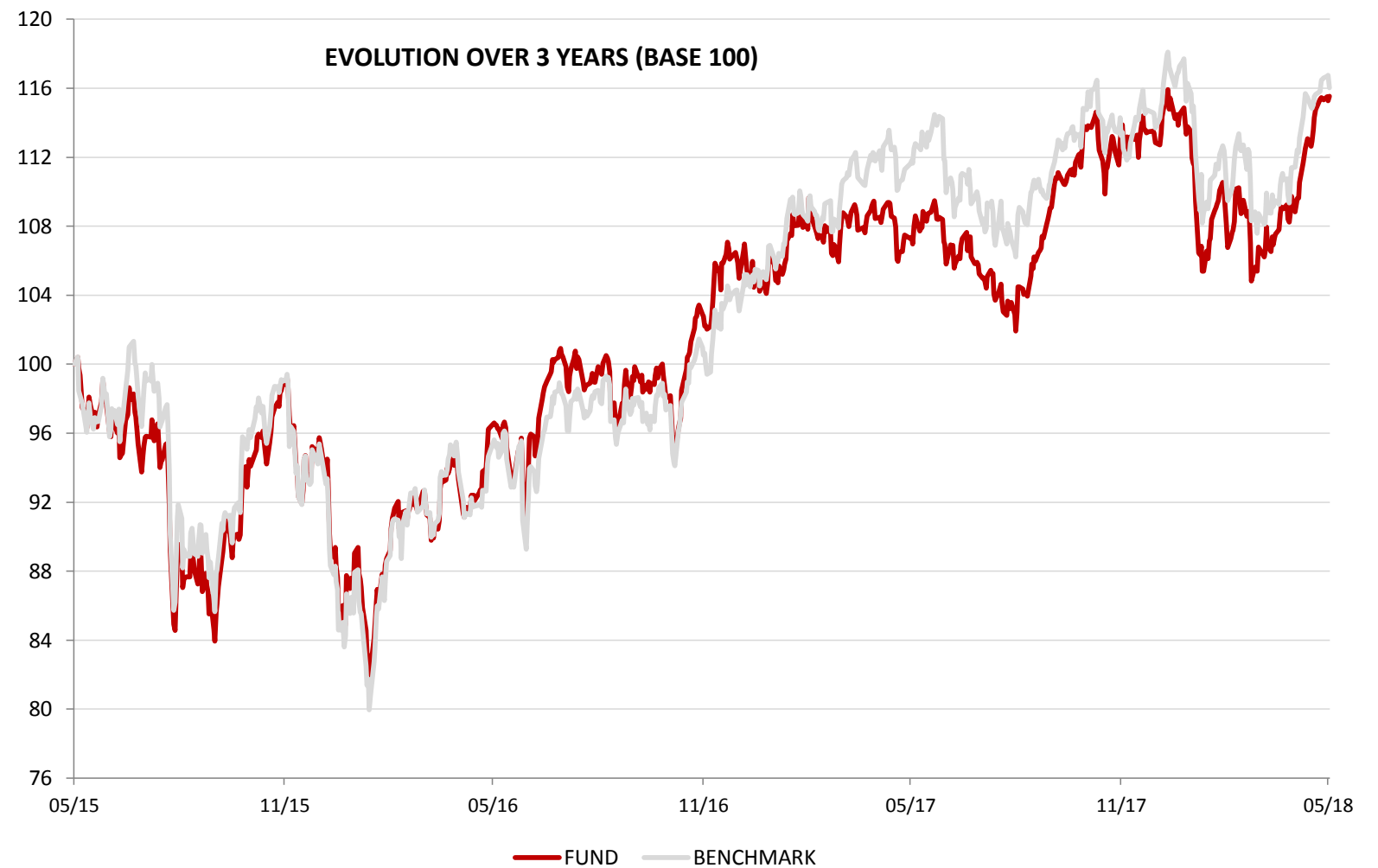
**RISK PROFILE**

Lower risk/potential reward

Higher risk/potential reward



The risk indicator, based on past volatility, cannot cover all types of risks to which the fund may be exposed. It is possible that the past data used does not constitute a reliable indication of the future risk profile. The category associated with this fund is not a guarantee and can evolve with time. The lowest category is not synonymous with a "riskless" investment.

**PERFORMANCE**


Past performance is not a guarantee of future performance, nor is it constant with time and does not constitute in any case a guarantee of future performance.

CUMULATIVE PERFORMANCE	1 month	1 year	3 years	3y (ann.)	5 years	5y (ann.)
FUND	6,15%	8,01%	15,54%	4,93%	55,53%	9,23%
BENCHMARK	4,14%	3,92%	16,03%	5,08%	62,99%	10,26%

YEARLY PERFORMANCE	2018	2017	2016	2015	2014	2013
FUND	2,40%	7,48%	10,42%	7,29%	9,86%	25,75%
BENCHMARK	2,06%	10,29%	8,95%	7,86%	16,40%	17,79%

COMPARABLE FUNDS - (47)						
UNIVERSE AVERAGE	12,28%					
FUND QUARTILE IN UNIVERSE	4					

**FUND MANAGEMENT COMPANY**

Compagnie Monégasque de  
Gestion SAM  
13, bd Princesse Charlotte  
Principauté de Monaco

**FUND MANAGER**

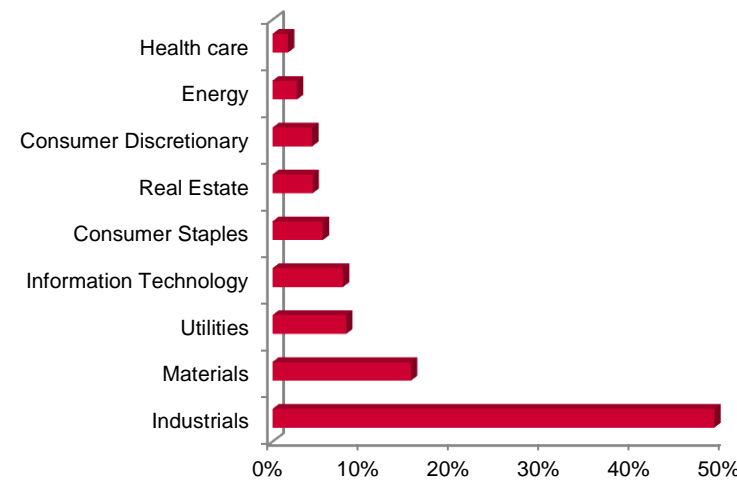


Eric Tournier  
CMG

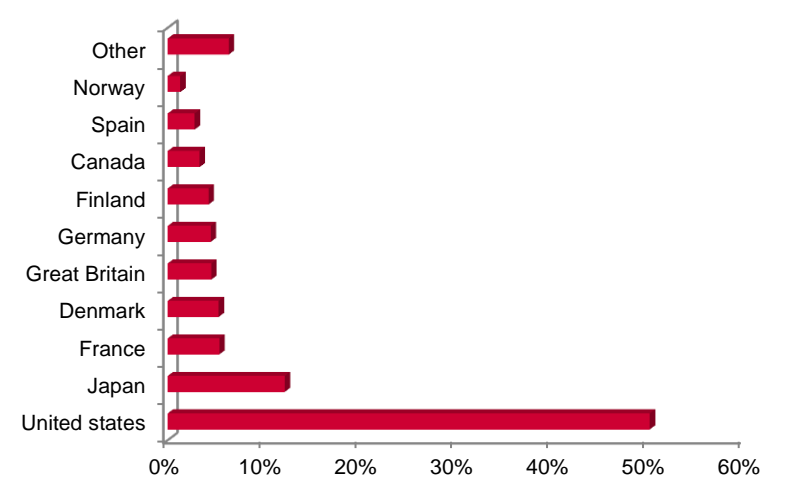
**DISCLAIMER**

The information contained in this document has as objective to inform the subscriber. This document is not intended as investment advice. No information or statements in this document should be considered as a recommendation. The funds under Monegasque law as well as the SICAV under Luxembourg law are exclusively distributed by Compagnie Monégasque de Banque (CMB). Copies of this document and the complete prospectus can be obtained for free from Compagnie Monégasque de Banque (CMB) and Compagnie Monégasque de Gestion (CMG) as well as from the website [www.cmb.mc](http://www.cmb.mc).

**SECTOR ALLOCATION**



**COUNTRY ALLOCATION**



**TOP 10 POSITIONS OF 111**

NAME	COUNTRY	SECTOR	WEIGHT
ROCKWOOL INTL-B	Denmark	Industrials	2,8%
NESTE OYJ	Finland	Energy	2,7%
FANUC CORP	Japan	Industrials	2,1%
FMC CORP	United states	Materials	2,0%
GEA GROUP AG	Germany	Industrials	2,0%
XYLEM INC	United states	Industrials	1,9%
WEYERHAEUSER CO	United states	Real Estate	1,9%
JACOBS ENGIN GRP	United states	Industrials	1,8%
SCHNEIDER ELECTR	France	Industrials	1,8%
SIEMENS GAMESA R	Spain	Industrials	1,6%
Total			20,7%

**MANAGEMENT COMMENT**

See French version.