

# MONACO ECO +

December 2017  
Fund under Monaco Law

## Investment Objective

ISIN : MC0010000297

The fund, denominated in Euros, is suitable for clients seeking exposure to stocks that benefit from the specific dynamics of the environmental sector. It is a financial instrument in which the client may invest a part of his assets, with a recommended investment period of at least 5 years. The objective of the fund is to generate capital gains in the long term. In the case where an investment for a shorter time horizon is realized, the client should be informed about the levels of volatility and risk inherent to stock markets in the short run.

## Fund Data

Adjustment of the complete prospectus in accordance with the regulations of the Loi 1.339 as of September 7th, 2007 and of the Ordonnance Souveraine 1.285 of September 10th, 2007, approved as of November 24th, 2008 by the Commission de Contrôle des Activités Financières.

The complete prospectus is available to clients at any CMB branch.

## Type of fund:

Equity fund investing in companies involved in environmental technologies and services.

Reference currency: Euro

Allotment of results: capitalized

## Benchmark:

95% MSCI Global Environment  
5% Eonia

Recommended investment horizon: minimum 5 years

Frequency of net asset value calculation: daily

Pricing method: closing prices

## Conditions of subscription/redemption:

with CMB, valued at the day's close as calculated on the following day for orders placed until 11.00 am

Inception date: June 14th, 2006

## Fund Manager:

Cie Monégasque de Gestion SAM  
13 bd Princesse Charlotte  
Principauté de Monaco

## Depository bank:

Cie Monégasque de Banque SAM  
23 avenue de la Costa  
Principauté de Monaco

## Publication of the Net Asset Value:

In the "Journal de Monaco" and posted in the head office of CMB and its branches. The Net Asset Value of our funds is published and updated on a regular basis on our web page [www.cmb.mc](http://www.cmb.mc)

Net asset value as end of month

1,727.81 €

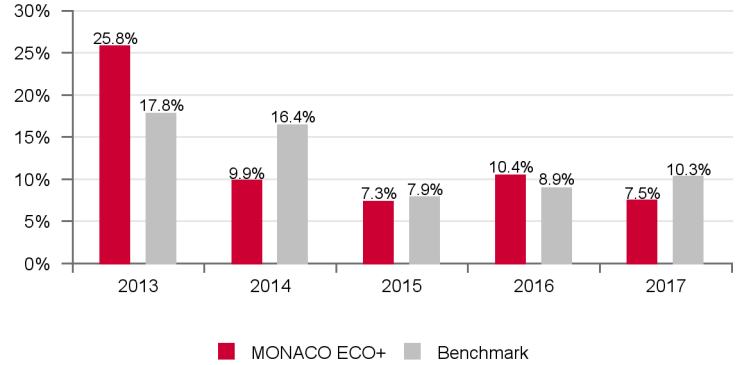
Monthly Performance

-0.92 %

YTD

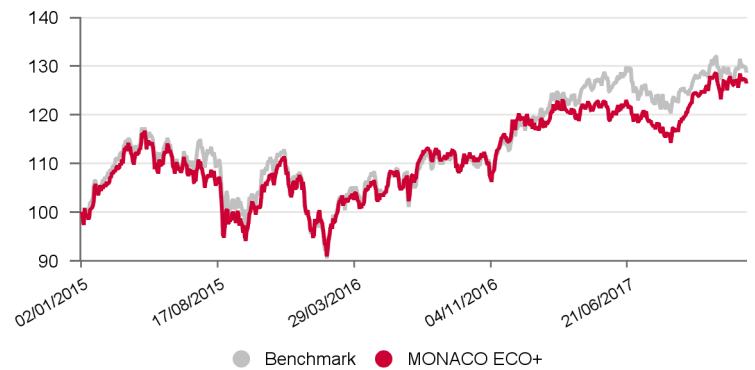
7.48 %

## Historic performance



Past performance is not a guarantee of future performance. It should be remembered that the value of investments may fall as well as rise, investors may not get back the amount of money invested, currency movements may have a negative as well as positive influence on returns and past performance is not necessarily an indicator of future performance. Any investment decision should be made solely on the basis of the information and risk warnings contained within the information memorandum and/or prospectus issued by or on behalf of the fund.

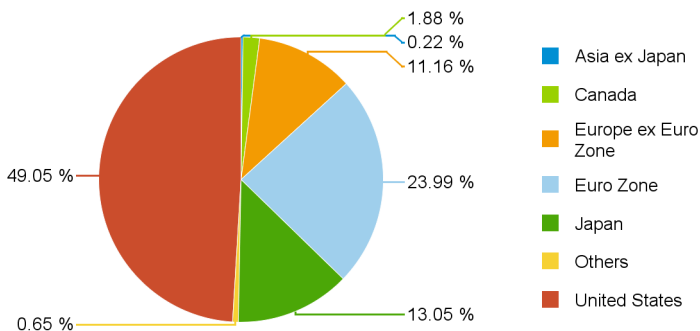
## Trailing 3 year(s) performance (basis 100)



## Main positions

GEA GROUP INHABER-AKT.....	2.69%
FANUC CORP REGISTERED SHS.....	2.63%
PENTAIR REGISTERED SHS.....	2.36%
ROCKWOOL INT SHS -B-.....	2.35%
NESTE REGISTERED SHS.....	2.25%
JACOBS ENGIN GROUP REGISTERED SHS.....	1.98%

## Geographic distribution



## Sector distribution

