



Key Data

Net Asset Value as of 31.10.2018
905,13 €

Total net assets
18,22 m€

Reference currency
Euro (€)

FUND DATA

Fund under Monegasque Law

Bloomberg Ticker
MONAASI MN

ISIN code
MC0010000313

Benchmark
95% MSCI Pacific Free Local
Currency Total Return
5% Eonia

Recommended investment horizon
Minimum 5 years

Profit allocation
Capitalisation

NAV Frequency
Daily

Management commission
1,50%

Subscription and redemption conditions
Orders are centralised every working day in Monaco at Compagnie Monégasque de Banque at 11.00am, and executed based on the net asset value of that day.
Commissions: subscriptions 2,5%, value date T+2; redemptions 1,0% value date T+2

Inception date
11 August 2006

Depository Bank
Compagnie Monégasque de Banque SAM
23, avenue de la Costa
Principauté de Monaco

Net Asset Value publication mode
Published in the "Journal de Monaco" and displayed at the CMB headquarters and in CMB branches. Our funds' net asset values are regularly published and updated on the website www.cmb.mc

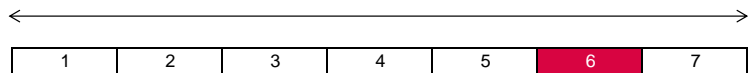
INVESTMENT UNIVERSE AND PHILOSOPHY

The fund **MONACTION ASIE** invests in Asian equities with an emphasis on Japanese stocks and is hedged against FX risks.

The management is discretionary and conviction based with a GARP selection process, i.e. privileging earnings growth, strength of the balance sheet and long term gain potential.

RISK PROFILE

Lower risk/potential reward Higher risk/potential reward



The risk indicator, based on past volatility, cannot cover all types of risks to which the fund may be exposed. It is possible that the past data used does not constitute a reliable indication of the future risk profile. The category associated with this fund is not a guarantee and can evolve with time. The lowest category is not synonymous with a "riskless" investment.

PERFORMANCE



Past performance is not a guarantee of future performance, nor is it constant with time and does not constitute in any case a guarantee of future performance.

CUMULATIVE PERFORMANCE	1 month	1 year	3 years	3y (ann.)	5 years	5y (ann.)
FUND	-10,53%	-8,01%	2,62%	0,87%	16,40%	3,08%
BENCHMARK	-8,13%	-3,41%	7,54%	2,45%	23,72%	4,35%

YEARLY PERFORMANCE	2018	2017	2016	2015	2014	2013
FUND	-11,37%	19,40%	-3,92%	4,36%	7,34%	25,58%
BENCHMARK	-6,05%	15,84%	-0,27%	3,25%	4,93%	32,65%

COMPARABLE FUNDS - (55)						
AVERAGE UNIVERSE		13,58%				
FUND QUARTILE IN UNIVERSE		1				



FUND MANAGEMENT COMPANY

Compagnie Monégasque de
Gestion SAM
13, bd Princesse Charlotte
Principauté de Monaco

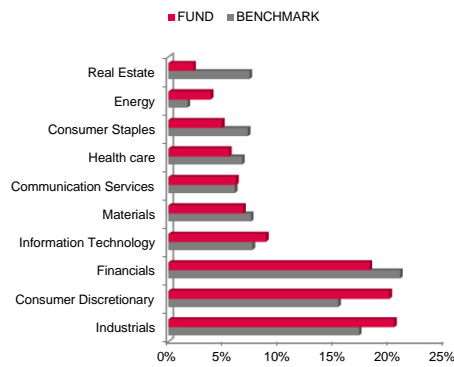
FUND MANAGER



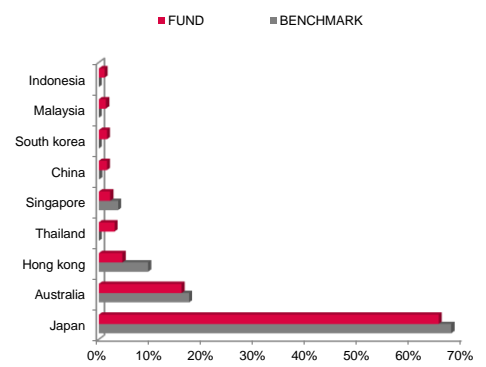
DISCLAIMER

The information contained in this document has as objective to inform the subscriber. This document is not intended as investment advice. No information or statements in this document should be considered as a recommendation. The funds under Monegasque law as well as the SICAV under Luxembourg law are exclusively distributed by Compagnie Monégasque de Banque (CMB). Copies of this document and the complete prospectus can be obtained for free from Compagnie Monégasque de Banque (CMB) and Compagnie Monégasque de Gestion (CMG) as well as from the website www.cmb.mc.

SECTOR ALLOCATION



COUNTRY ALLOCATION



TOP 10 POSITIONS OF 79

NAME	COUNTRY	SECTOR	WEIGHT
AIA	Hong Kong	Financials	3,6%
TOYOTA MOTOR	Japan	Consumer Discretionary	3,4%
SONY CORP	Japan	Consumer Discretionary	2,6%
MITSUBISHI UFJ F	Japan	Financials	2,5%
SMFG	Japan	Financials	2,4%
YAMAHA MOTOR CO	Japan	Consumer Discretionary	2,3%
BRIDGESTONE CORP	Japan	Consumer Discretionary	2,1%
KYOWA EXEO CORP	Japan	Industrials	2,0%
SHIN-ETSU CHEM	Japan	Materials	2,0%
EAST JAPAN RAIL	Japan	Industrials	2,0%
Total			25,0%

MANAGEMENT COMMENT

See French version.