

**CMB**Compagnie Monégasque
de Banque**MONACTION ASIE**

February 2019

Key Data**Net Asset Value as of 28.02.2019**

916,23 €

Total net assets

18,70 m€

Reference currency

Euro (€)

FUND DATA**Fund under Monegasque Law****Bloomberg Ticker**

MONAASI MN

ISIN code

MC0010000313

Benchmark

95% MSCI Pacific Free Local

Currency Total Return

5% Eonia

Recommended investment horizon

Minimum 5 years

Profit allocation

Capitalisation

NAV Frequency

Daily

Management commission

1,50%

Subscription and redemption conditions

Orders are centralised every working day in Monaco at Compagnie Monégasque de Banque at 11.00am, and executed based on the net asset value of that day.

Commissions: subscriptions 2,5%, value date T+2; redemptions 1,0% value date T+2

Inception date

11 August 2006

Depository Bank

Compagnie Monégasque de Banque SAM

23, avenue de la Costa

Principauté de Monaco

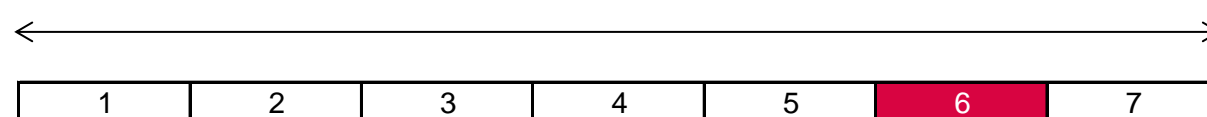
Net Asset Value**publication mode**Published in the "Journal de Monaco" and displayed at the CMB headquarters and in CMB branches. Our funds' net asset values are regularly published and updated on the website www.cmb.mc**INVESTMENT UNIVERSE AND PHILOSOPHY**The fund **MONACTION ASIE** invests in Asian equities with an emphasis on Japanese stocks and is hedged against FX risks.

The management is discretionary and conviction based with a GARP selection process, i.e. privileging earnings growth, strength of the balance sheet and long term gain potential.

RISK PROFILE

Lower risk/potential reward

Higher risk/potential reward



The risk indicator, based on past volatility, cannot cover all types of risks to which the fund may be exposed. It is possible that the past data used does not constitute a reliable indication of the future risk profile. The category associated with this fund is not a guarantee and can evolve with time. The lowest category is not synonymous with a "riskless" investment.

PERFORMANCE

Past performance is not a guarantee of future performance, nor is it constant with time and does not constitute in any case a guarantee of future performance.

CUMULATIVE PERFORMANCE	1 month	1 year	3 years	3y (ann.)	5 years	5y (ann.)
FUND	3,38%	-9,62%	19,70%	6,18%	19,67%	3,66%
BENCHMARK	3,11%	-2,58%	27,75%	8,51%	25,76%	4,69%

YEARLY PERFORMANCE	2019	2018	2017	2016	2015	2014
FUND	9,88%	-18,34%	19,40%	-3,92%	4,36%	7,34%
BENCHMARK	8,14%	-11,16%	15,84%	-0,27%	3,25%	4,93%

COMPARABLE FUNDS - (55)						
AVERAGE UNIVERSE		-12,78%	13,58%			
FUND QUARTILE IN UNIVERSE		4	1			



CMB

Compagnie Monégasque
de Banque

MONACTION ASIE

February 2019

FUND MANAGEMENT COMPANY

Compagnie Monégasque de
Gestion SAM
13, bd Princesse Charlotte
Principauté de Monaco

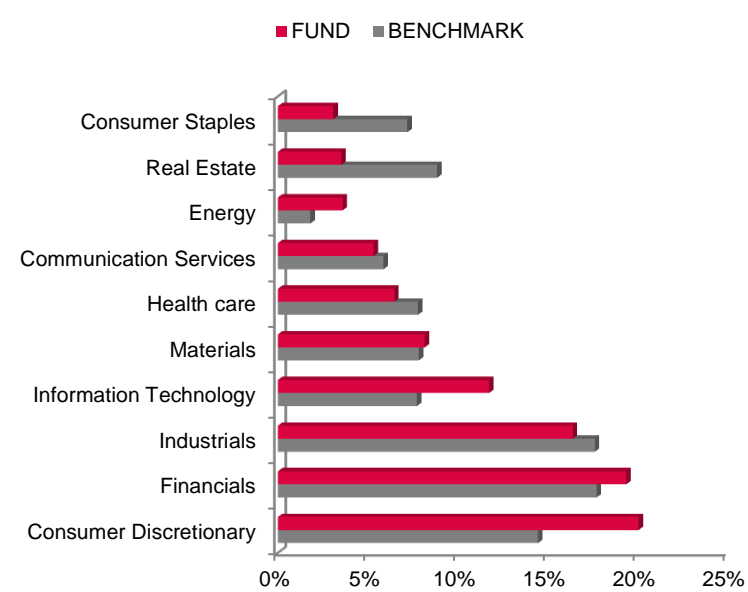
FUND MANAGER



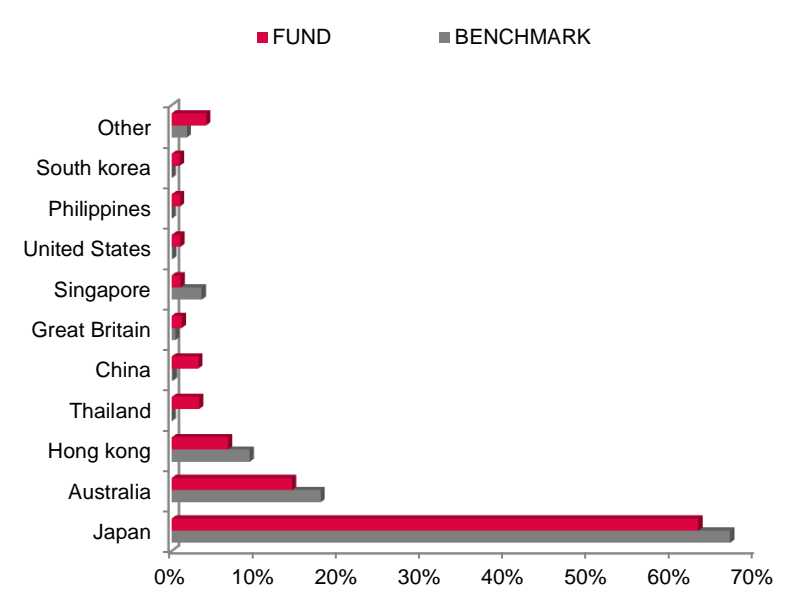
DISCLAIMER

The information contained in this document has as objective to inform the subscriber. This document is not intended as investment advice. No information or statements in this document should be considered as a recommendation. The funds under Monegasque law as well as the SICAV under Luxembourg law are exclusively distributed by Compagnie Monégasque de Banque (CMB). Copies of this document and the complete prospectus can be obtained for free from Compagnie Monégasque de Banque (CMB) and Compagnie Monégasque de Gestion (CMG) as well as from the website www.cmb.mc.

SECTOR ALLOCATION



COUNTRY ALLOCATION



TOP 10 POSITIONS OF 80

NAME	COUNTRY	SECTOR	WEIGHT
AIA	Hong kong	Financials	4,5%
TOYOTA MOTOR	Japan	Consumer Discretionary	3,4%
SONY CORP	Japan	Consumer Discretionary	2,3%
EAST JAPAN RAIL	Japan	Industrials	2,2%
KYOWA EXEO CORP	Japan	Industrials	2,1%
SHIN-ETSU CHEM	Japan	Materials	2,1%
SMFG	Japan	Financials	2,1%
MITSUBISHI UFJ F	Japan	Financials	2,0%
TAKEDA PHARMACEU	Japan	Health care	1,9%
YAMAHA MOTOR CO	Japan	Consumer Discretionary	1,9%
Total			24,6%

MANAGEMENT COMMENT

See French version.