

**CMB**Compagnie Monégasque  
de Banque**MONACTION ASIE****December 2018****Key Data****Net Asset Value as of 31.12.2018**

833,88 €

**Total net assets**

16,98 m€

**Reference currency**

Euro (€)

**FUND DATA****Fund under Monegasque Law****Bloomberg Ticker**

MONAASI MN

**ISIN code**

MC0010000313

**Benchmark**

95% MSCI Pacific Free Local

Currency Total Return

5% Eonia

**Recommended investment horizon**

Minimum 5 years

**Profit allocation**

Capitalisation

**NAV Frequency**

Daily

**Management commission**

1,50%

**Subscription and redemption conditions**

Orders are centralised every working day in Monaco at Compagnie Monégasque de Banque at 11.00am, and executed based on the net asset value of that day.

Commissions: subscriptions 2,5%, value date T+2; redemptions 1,0% value date T+2

**Inception date**

11 August 2006

**Depository Bank**

Compagnie Monégasque de Banque SAM

23, avenue de la Costa

Principauté de Monaco

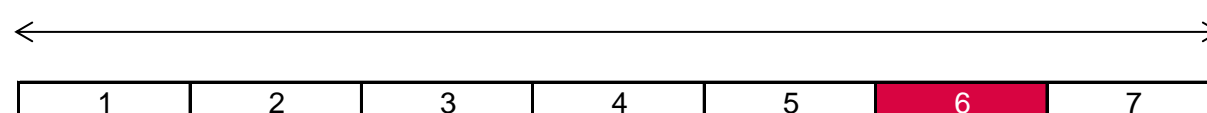
**Net Asset Value****publication mode**Published in the "Journal de Monaco" and displayed at the CMB headquarters and in CMB branches. Our funds' net asset values are regularly published and updated on the website [www.cmb.mc](http://www.cmb.mc)**INVESTMENT UNIVERSE AND PHILOSOPHY**The fund **MONACTION ASIE** invests in Asian equities with an emphasis on Japanese stocks and is hedged against FX risks.

The management is discretionary and conviction based with a GARP selection process, i.e. privileging earnings growth, strength of the balance sheet and long term gain potential.

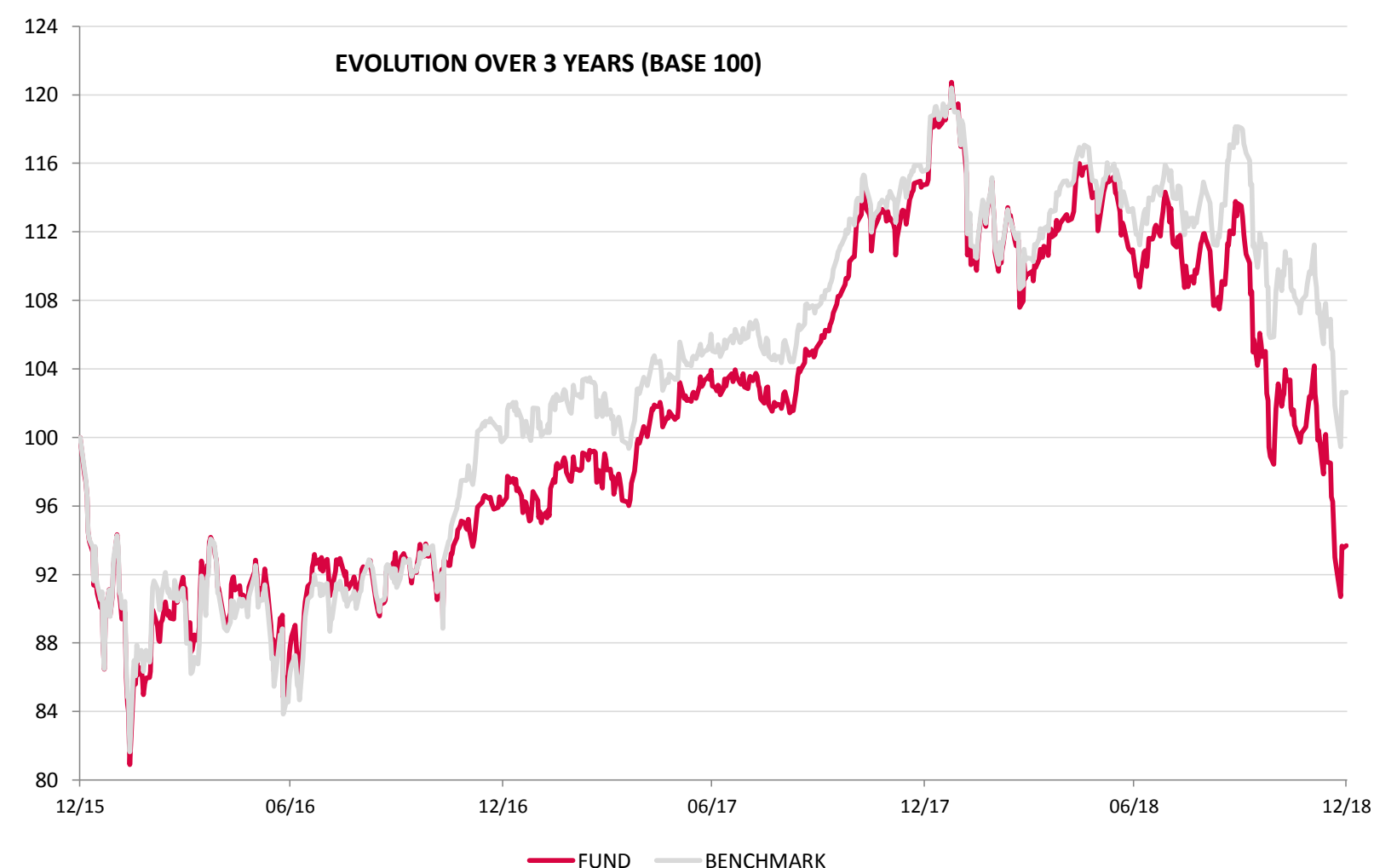
**RISK PROFILE**

Lower risk/potential reward

Higher risk/potential reward



The risk indicator, based on past volatility, cannot cover all types of risks to which the fund may be exposed. It is possible that the past data used does not constitute a reliable indication of the future risk profile. The category associated with this fund is not a guarantee and can evolve with time. The lowest category is not synonymous with a "riskless" investment.

**PERFORMANCE**

Past performance is not a guarantee of future performance, nor is it constant with time and does not constitute in any case a guarantee of future performance.

CUMULATIVE PERFORMANCE	1 month	1 year	3 years	3y (ann.)	5 years	5y (ann.)
FUND	-8,40%	-18,34%	-6,32%	-2,15%	4,94%	0,97%
BENCHMARK	-6,31%	-11,16%	2,63%	0,87%	11,19%	2,14%

YEARLY PERFORMANCE	2018	2017	2016	2015	2014	2013
FUND	-18,34%	19,40%	-3,92%	4,36%	7,34%	25,58%
BENCHMARK	-11,16%	15,84%	-0,27%	3,25%	4,93%	32,65%

COMPARABLE FUNDS - (55)						
AVERAGE UNIVERSE		13,58%				
FUND QUARTILE IN UNIVERSE		1				



**CMB**

Compagnie Monégasque  
de Banque

MONACTION ASIE

December 2018

**FUND MANAGEMENT COMPANY**

Compagnie Monégasque de  
Gestion SAM  
13, bd Princesse Charlotte  
Principauté de Monaco

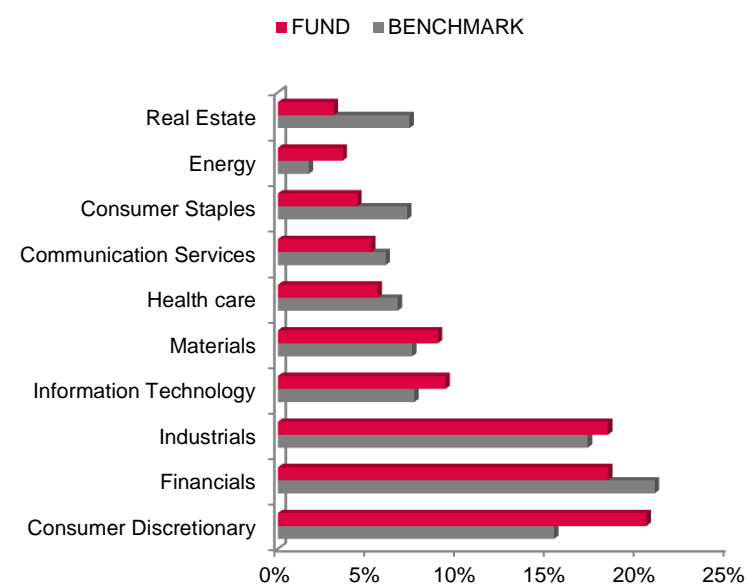
**FUND MANAGER**



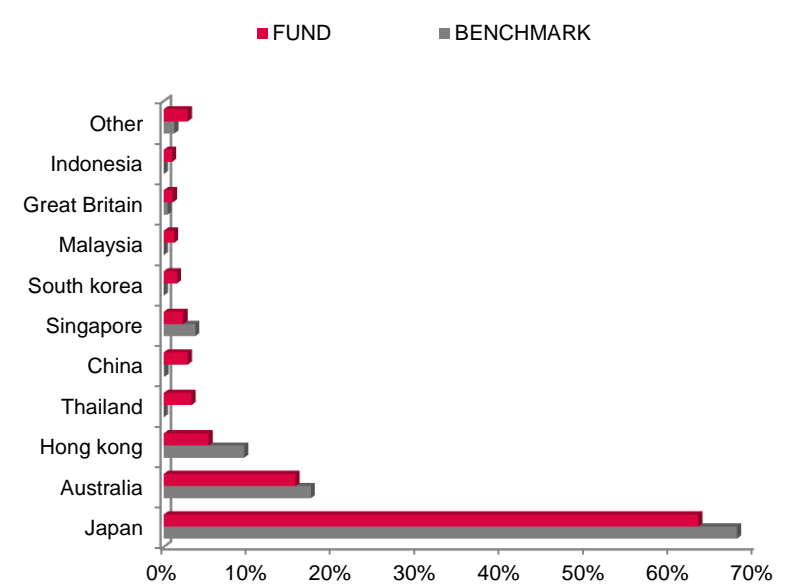
**DISCLAIMER**

The information contained in this document has as objective to inform the subscriber. This document is not intended as investment advice. No information or statements in this document should be considered as a recommendation. The funds under Monegasque law as well as the SICAV under Luxembourg law are exclusively distributed by Compagnie Monégasque de Banque (CMB). Copies of this document and the complete prospectus can be obtained for free from Compagnie Monégasque de Banque (CMB) and Compagnie Monégasque de Gestion (CMG) as well as from the website [www.cmb.mc](http://www.cmb.mc).

**SECTOR ALLOCATION**



**COUNTRY ALLOCATION**



**TOP 10 POSITIONS OF 81**

NAME	COUNTRY	SECTOR	WEIGHT
AIA	Hong kong	Financials	4,1%
TOYOTA MOTOR	Japan	Consumer Discretionary	3,7%
SONY CORP	Japan	Consumer Discretionary	2,6%
EAST JAPAN RAIL	Japan	Industrials	2,4%
SHIN-ETSU CHEM	Japan	Materials	2,1%
SMFG	Japan	Financials	2,1%
MITSUBISHI UFJ F	Japan	Financials	2,1%
YAMAHA MOTOR CO	Japan	Consumer Discretionary	2,0%
KYOWA EXEO CORP	Japan	Industrials	1,9%
MEIJI HD	Japan	Consumer Staples	1,8%
Total			24,9%

**MANAGEMENT COMMENT**

See French version.