



MONACTION EUROPE

October 2017
Fund under Monaco Law

Investment Objective

ISIN : MC0009778887

The fund is suitable for clients looking to build an exposure in European equity markets. It is a financial instrument in which the client may invest part of his assets, with a recommended investment horizon of at least 5 years. The objective of the fund is to generate capital gains in the long run. In the case where an investment for a shorter time horizon is considered, the client should be informed about the levels of volatility and risk inherent to stock markets in the short run.

Fund Data

Adjustment of the complete prospectus in accordance with the regulations of the Loi 1.339 as of September 7th, 2007 and of the Ordonnance Souveraine 1.285 of September 10th, 2007, approved as of November 24th, 2008 by the Commission de Contrôle des Activités Financières.

The complete prospectus is available to clients at any CMB branch.

Type of fund: European equities

Reference currency: Euro

Allotment of results: capitalized

Benchmark:
95% Euro-Stoxx 300
5% Eonia

Recommended investment horizon: minimum 5 years

Frequency of net asset value calculation: daily

Pricing method: closing prices

Conditions of subscription/redemption:
with CMB, valued at the day's close as calculated on the following day for orders placed until 11.00 am

Inception date: June 19th, 1998

Fund Manager:
Cie Monégasque de Gestion SAM
13 bd Princesse Charlotte
Principauté de Monaco

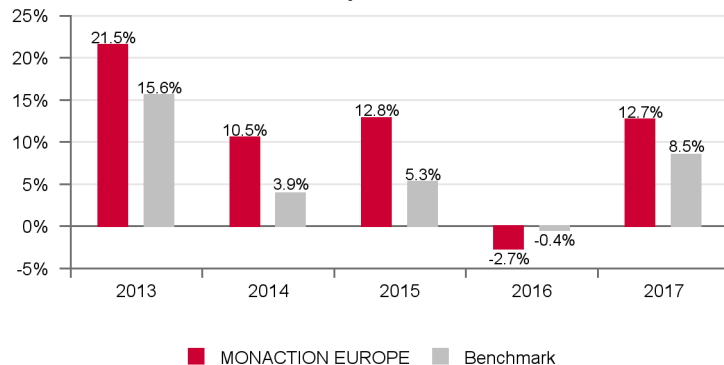
Fund manager by delegation:
Invesco Asset Management Deutschland GmbH
An der Welle 5, 60322 Frankfurt, Germany

Depository bank :
Cie Monégasque de Banque SAM
23 avenue de la Costa Principauté de Monaco

Publication of the Net Asset Value:
In the "Journal de Monaco" and posted in the head office of CMB and its branches.
The Net Asset Value of our funds is published and updated on a regular basis on our web page www.cmb.mc

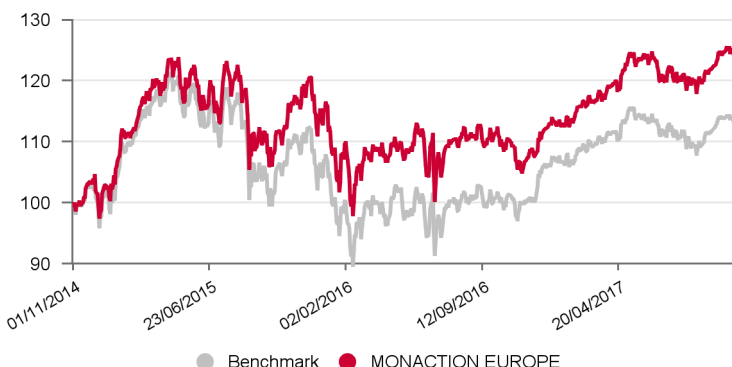
Net asset value as end of month **1,522.27 €**
Monthly Performance **2.87 %** YTD **12.65 %**

Historic performance



Past performance is not a guarantee of future performance. It should be remembered that the value of investments may fall as well as rise, investors may not get back the amount of money invested, currency movements may have a negative as well as positive influence on returns and past performance is not necessarily an indicator of future performance. Any investment decision should be made solely on the basis of the information and risk warnings contained within the information memorandum and/or prospectus issued by or on behalf of the fund.

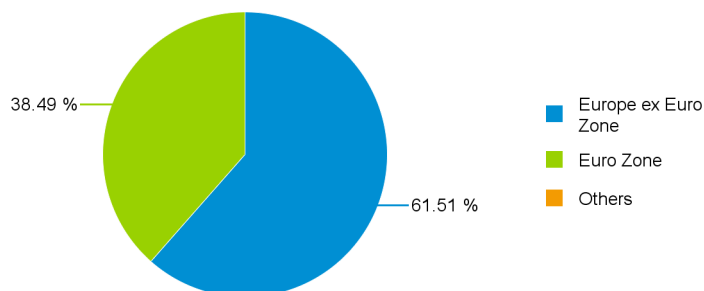
Trailing 3 year(s) performance (basis 100)



Main positions

BAYER AG.....	2.28%
PERSIMMON PLC.....	2.03%
SGS LTD.....	2.00%
FAURECIA SA.....	1.98%
NORSK HYDRO ASA.....	1.98%
FIAT CHRYSLER AUTOMOBILES N.V.....	1.97%

Geographic distribution



Sector distribution

