



Key Data

Net Asset Value as of 31.12.2018

2 100,88 €

Total net assets

10,51 m€

Reference currency

Euro (€)

FUND DATA

Fund under Monegasque Law

Bloomberg Ticker

MONPVEU MN

ISIN code

MC0009778903

Benchmark

95% MSCI World Gross Total Return

Local Currency

5% Eonia

Recommended investment horizon

Minimum 5 years

Profit allocation

Capitalisation

NAV Frequency

Daily

Management commission

1,00%

Subscription and redemption conditions

Orders are centralised every working day in Monaco at Compagnie Monégasque de Banque at 11.00am, and executed based on the net asset value of that day.

Commissions: subscriptions 2,5%, value date T+2; redemptions 1,0% value date T+2

Inception date

11 March 1994

Depository Bank

Compagnie Monégasque de Banque SAM
23, avenue de la Costa
Principauté de Monaco

Net Asset Value publication mode

Published in the "Journal de Monaco" and displayed at the CMB headquarters and in CMB branches. Our funds' net asset values are regularly published and updated on the website www.cmb.mc

INVESTMENT UNIVERSE AND PHILOSOPHY

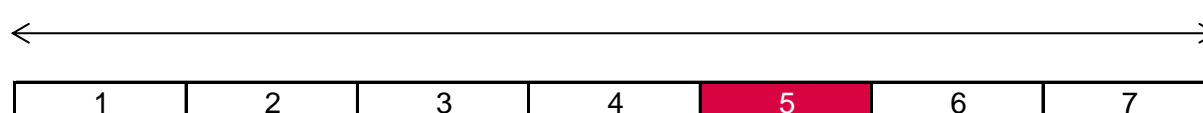
The fund **MONACTION INTERNATIONAL EURO** invests in international equities from developed countries and is hedged against FX risks.

The management is discretionary and conviction based with a selection process that is based on the stock choice ("Bottom-up") and integrates a macroeconomic analysis.

RISK PROFILE

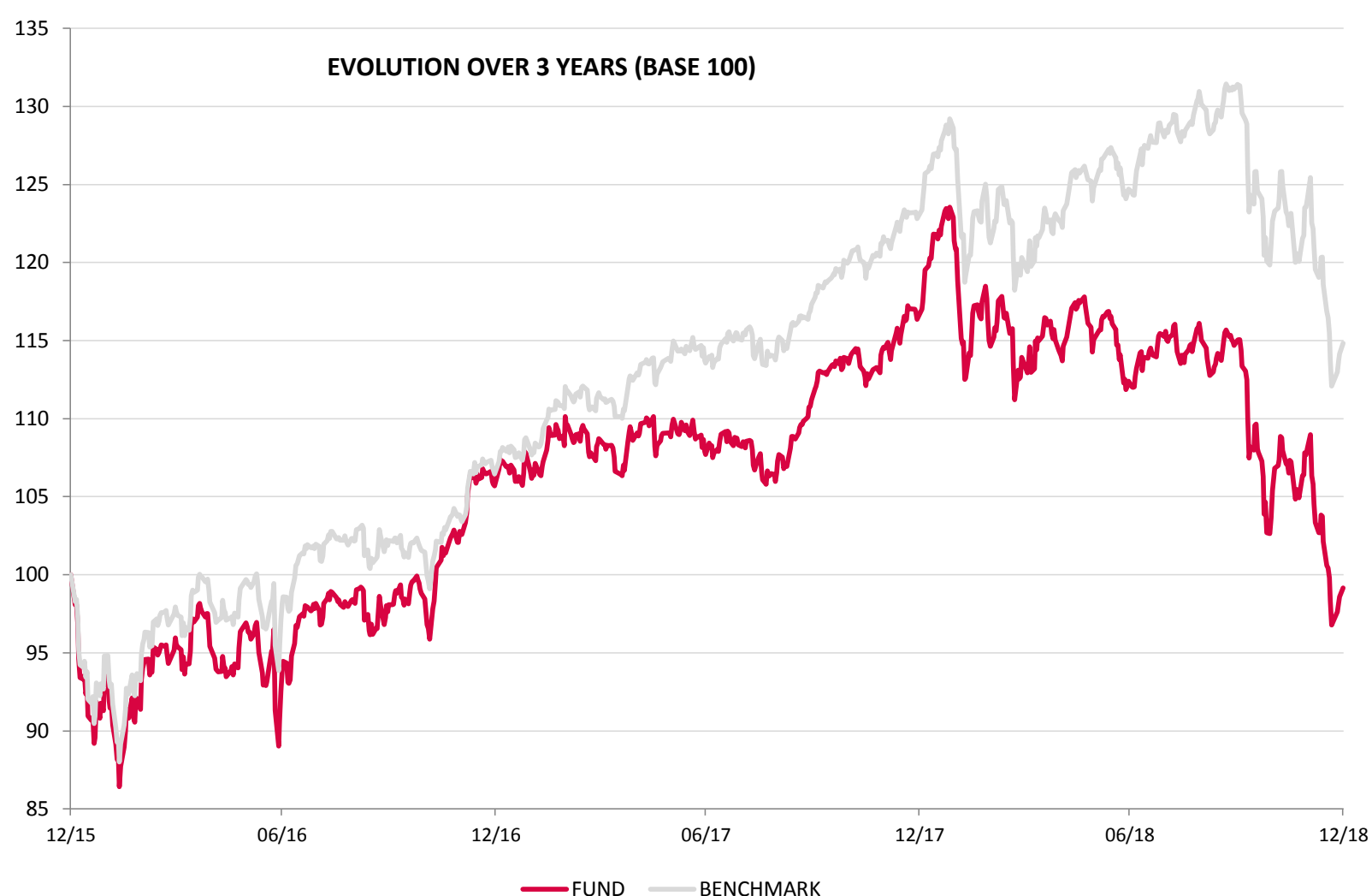
Lower risk/potential reward

Higher risk/potential reward



The risk indicator, based on past volatility, cannot cover all types of risks to which the fund may be exposed. It is possible that the past data used does not constitute a reliable indication of the future risk profile. The category associated with this fund is not a guarantee and can evolve with time. The lowest category is not synonymous with a "riskless" investment.

PERFORMANCE



Past performance is not a guarantee of future performance, nor is it constant with time and does not constitute in any case a guarantee of future performance.

CUMULATIVE PERFORMANCE	1 month	1 year	3 years	3y (ann.)	5 years	5y (ann.)
FUND	-8,29%	-14,80%	-0,85%	-0,28%	1,61%	0,32%
BENCHMARK	-7,45%	-6,51%	14,82%	4,71%	23,47%	4,31%

YEARLY PERFORMANCE	2018	2017	2016	2015	2014	2013
FUND	-14,80%	10,11%	5,69%	0,23%	2,25%	23,01%
BENCHMARK	-6,51%	15,38%	6,45%	0,19%	7,33%	24,82%

COMPARABLE FUNDS - (544)						
UNIVERSE AVERAGE		8,46%				
FUND QUARTILE IN UNIVERSE		2				

**CMB**Compagnie Monégasque
de Banque**MONACTION INTERNATIONAL EUR****December 2018****FUND MANAGEMENT COMPANY**

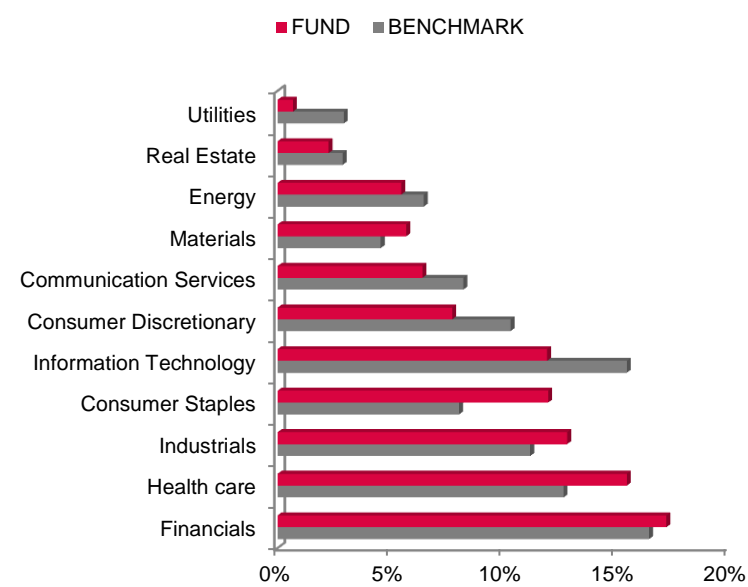
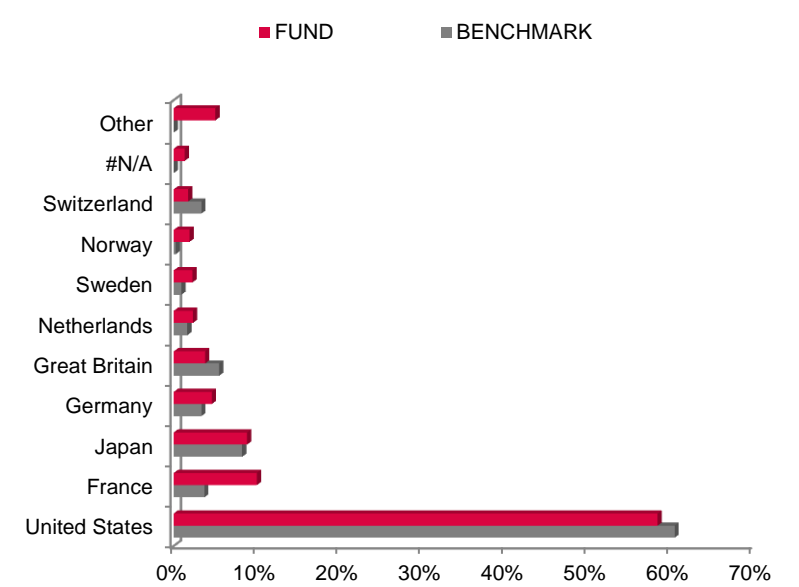
Compagnie Monégasque de
Gestion SAM
13, bd Princesse Charlotte
Principauté de Monaco

FUND MANAGER

Eric Tournier
CMG

DISCLAIMER

The information contained in this document has as objective to inform the subscriber. This document is not intended as investment advice. No information or statements in this document should be considered as a recommendation. The funds under Monegasque law as well as the SICAV under Luxembourg law are exclusively distributed by Compagnie Monégasque de Banque (CMB). Copies of this document and the complete prospectus can be obtained for free from Compagnie Monégasque de Banque (CMB) and Compagnie Monégasque de Gestion (CMG) as well as from the website www.cmb.mc.

SECTOR ALLOCATION**COUNTRY ALLOCATION****TOP 10 POSITIONS OF 73**

NAME	COUNTRY	SECTOR	WEIGHT
CISCO SYSTEMS	United States	Information Technology	4,3%
MICROSOFT CORP	United States	Information Technology	3,7%
ABBOTT LABS	United States	Health care	3,3%
BANK OF AMERICA	United States	Financials	3,3%
SANOFI	France	Health care	2,9%
JPMORGAN CHASE	United States	Financials	2,4%
BRISTOL-MYER SQB	United States	Health care	2,2%
PROCTER & GAMBLE	United States	Consumer Staples	2,2%
VOYA FINANCIAL I	United States	Financials	2,2%
TOYOTA MOTOR	Japan	Consumer Discretionary	2,1%
Total			28,5%

COMMENTAIRE DE GESTION

See French version.