

# MONACO PATRIMOINE SECURITE EURO

Fund under Monaco Law

## Investment Objective

The fund is suitable for clients looking for a diversified exposure to European bond and equity markets. The maximum weight for equities is 35%. It is a financial instrument in which the client may invest part of his assets, with a recommended investment horizon of at least 3 years. The objective is to generate capital gains in the medium term. In the case where an investment for a shorter time horizon is considered, the client should be informed about the levels of volatility and risk inherent to stock and bond markets in the short run.

## Fund Data

Adjustment of the complete prospectus in accordance with the regulations of the Loi 1.339 as of September 7th, 2007 and of the Ordonnance Souveraine 1.285 of September 10th, 2007, approved as of November 24th, 2008 by the Commission de Contrôle des Activités Financières.

The complete prospectus is available to clients at any CMB branch.

Type of fund: Balanced fund: European equities and bonds

Equity weighting: Between 15% and 35%

Reference currency: Euro

Allotment of results: Capitalized

## Benchmark:

- 15% MSCI Europe
- 65% BoA 1-10yr Euro govt
- 10% MSCI World ex Europe Hedged
- 10% Lyxor Hedge Fund

Recommended investment horizon: Minimum 3 years

Frequency of net asset value calculation: Daily

Pricing method: Closing prices

## Conditions of subscription/redemption:

with CMB, valued at the day's close as calculated on the following day for orders placed until 11.00 am

Inception date: June 19th, 1998

## Fund manager:

Cie Monégasque de Gestion SAM  
13 bd Princesse Charlotte  
Principality of Monaco

## Depository bank:

Cie Monégasque de Banque SAM  
23 avenue de la Costa  
Principality of Monaco

## Publication of the Net Asset Value:

in the "Journal de Monaco" and posted in the head office of CMB and its branches. The Net Asset Value of our funds is published and updated on a regular basis on our web page [www.cmb.mc](http://www.cmb.mc)

Net Asset Value as of 31 mai 2017

1.512,25 €

Monthly Performance

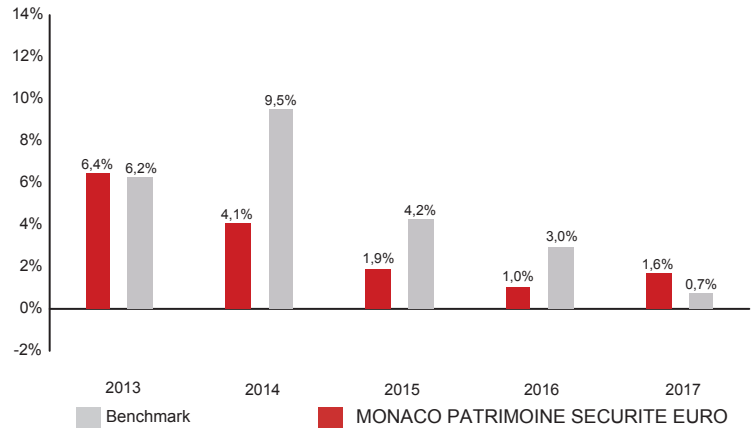
0,17 % YTD

1,65 %

Sensibility

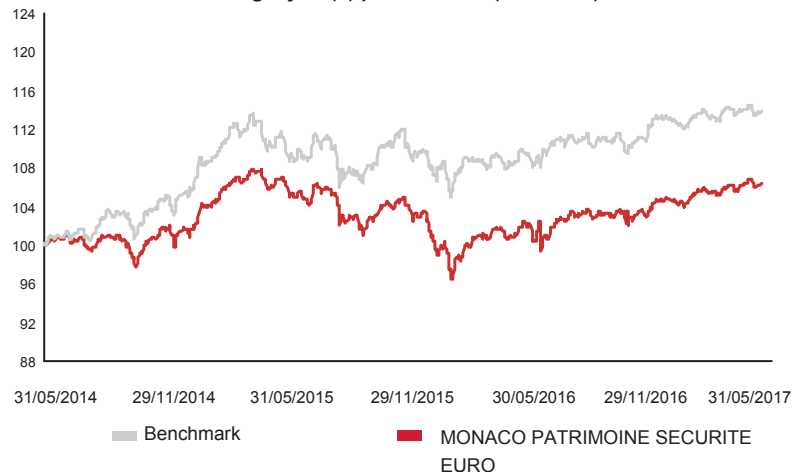
1,06 %

## Historic performance



*Past performance is not a guarantee of future performance. It should be remembered that the value of investments may fall as well as rise, investors may not get back the amount of money invested, currency movements may have a negative as well as positive influence on returns and past performance is not necessarily an indicator of future performance. Any investment decision should be made solely on the basis of the information and risk warnings contained within the information memorandum and/or prospectus issued by or on behalf of the fund.*

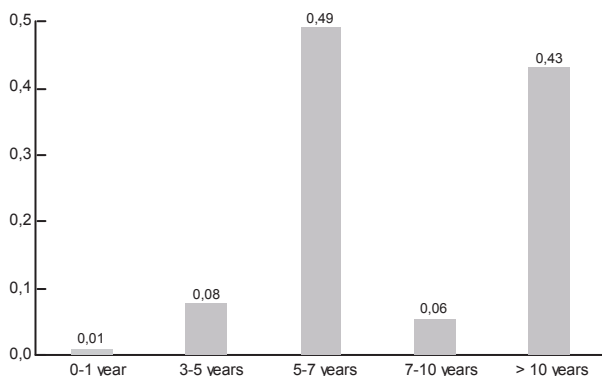
## Trailing 3 year(s) performance (basis 100)



## Main positions

Bonds	Shares
FINLANDE 4.000% 2019 ..... 0,95%	ABBOTT LABORATORIES ..... 0,50%
FRANCE 2.375% 2020 ..... 0,81%	ALPHABET INC ..... 0,48%
ETATS-UNIS d'AMERIQUE 2.000% 2025 ..... 0,72%	SCHWAB CHARLES CORP ..... 0,39%

## Modified duration distribution for bonds



## Sector distribution of equities

