



**Key Data**

**Net Asset Value as of 28.02.2019**  
10 466,59 €

**Total net assets**  
18,99 m€

**Reference currency**  
Euro (€)

**FUND DATA**

**Fund under Monegasque Law**

**Bloomberg Ticker**  
MONHGSL MN

**ISIN code**  
MC0010000115

**Prospectus benchmark**  
Euribor 3Months + 200Bps

**Market benchmark**  
UCITS Alt Fund of funds

**Recommended investment horizon**  
Minimum 5 years

**Profit allocation**  
Capitalisation

**NAV Frequency**  
Weekly, published friday

**Management commission**  
1,75%

**Subscription and redemption conditions**  
Orders are centralised every working day in Monaco at Compagnie Monégasque de Banque at 11.00am, and executed based on the net asset value of that day.  
Commissions: subscriptions 2,0%, value date T Friday; redemptions 1,8% value date NAV of following Friday

**Inception date**  
01 April 2005

**Depository Bank**  
Compagnie Monégasque de Banque SAM  
23, avenue de la Costa  
Principauté de Monaco

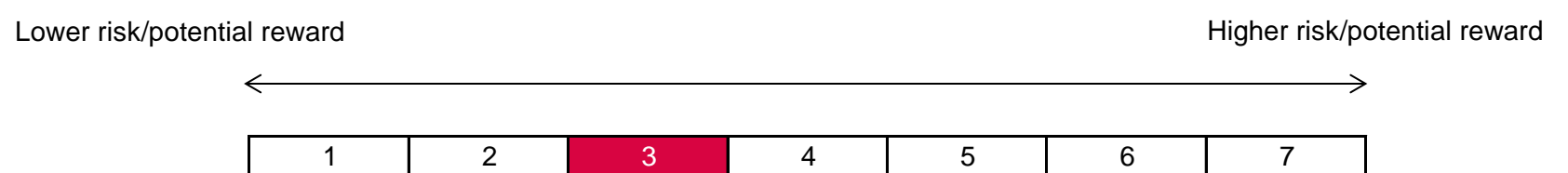
**Net Asset Value publication mode**  
Published in the "Journal de Monaco" and displayed at the CMB headquarters and in CMB branches. Our funds' net asset values are regularly published and updated on the website [www.cmb.mc](http://www.cmb.mc)

**INVESTMENT UNIVERSE AND PHILOSOPHY**

The fund **MONACO HEDGE SELECTION** invests in at least 20 liquid alternative UCITS funds with different fund managers, and is diversified across at least 6 alternative strategies.

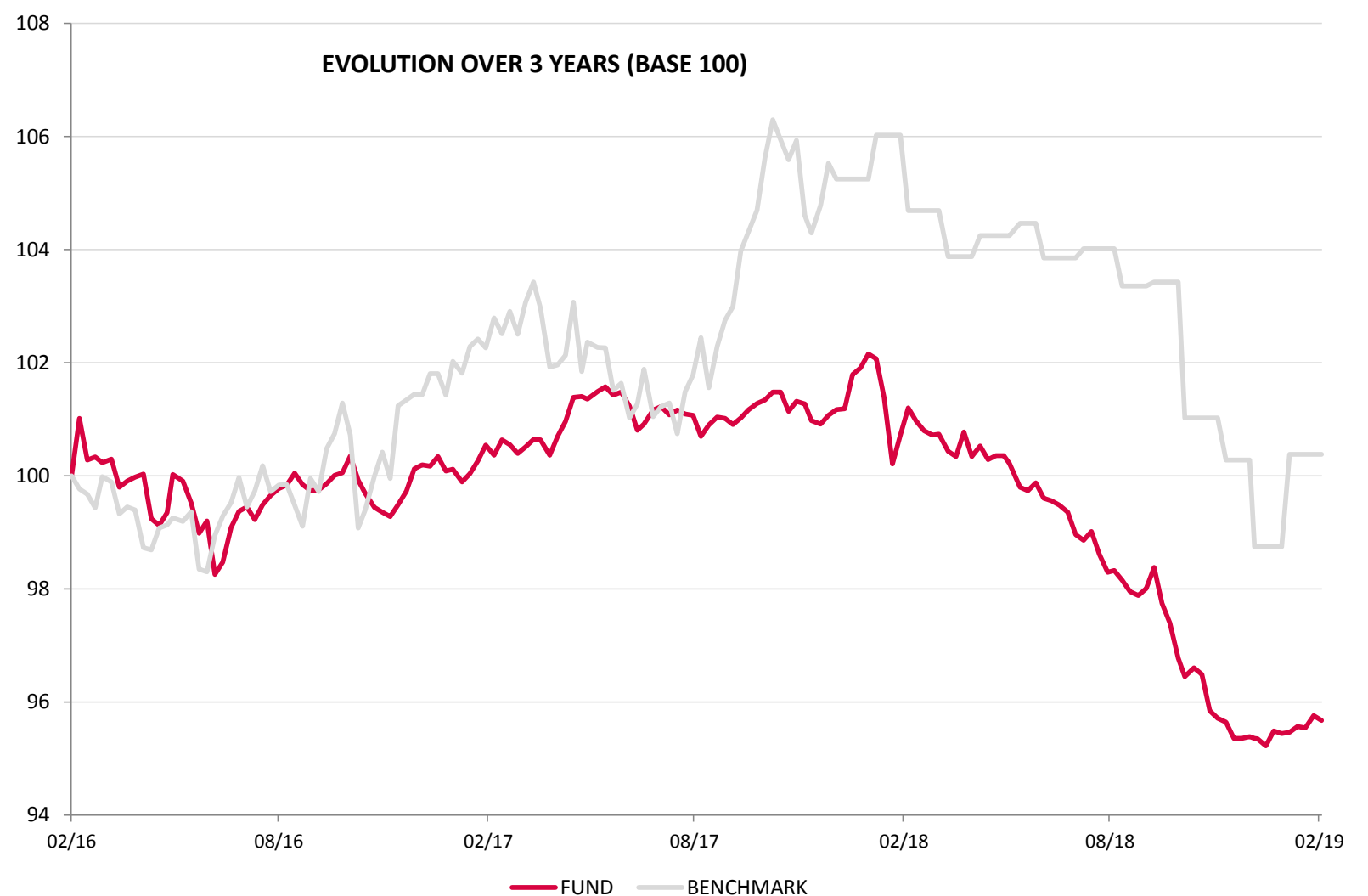
The management is discretionary and uncorrelated to traditional assets (equities/bonds). This fund of funds offers a weekly liquidity.

**RISK**



The risk indicator, based on past volatility, cannot cover all types of risks to which the fund may be exposed. It is possible that the past data used does not constitute a reliable indication of the future risk profile. The category associated with this fund is not a guarantee and can evolve with time. The lowest category is not synonymous with a "riskless" investment.

**PERFORMANCE**



Past performance is not a guarantee of future performance, nor is it constant with time and does not constitute in any case a guarantee of future performance.

CUMULATIVE PERFORMANCE	1 month	1 year	3 years	3y (ann.)	5 years	5y (ann.)
FUND	0,22%	-5,01%	-4,33%	-1,46%	-10,17%	-2,12%
BENCHMARK	0,00%	-5,33%	0,38%	0,13%	-2,46%	-0,50%

YEARLY PERFORMANCE	2019	2018	2017	2016	2015	2014
FUND	0,33%	-5,74%	0,97%	-3,30%	-0,55%	-1,19%
BENCHMARK	1,65%	-6,18%	3,76%	-0,34%	0,07%	-0,17%

COMPARABLE FUNDS - (177)				
UNIVERSE AVERAGE		-6,21%	3,07%	
FUND QUARTILE IN UNIVERSE		2	3	

**CMB**Compagnie Monégasque  
de Banque**MONACO HEDGE SELECTION**

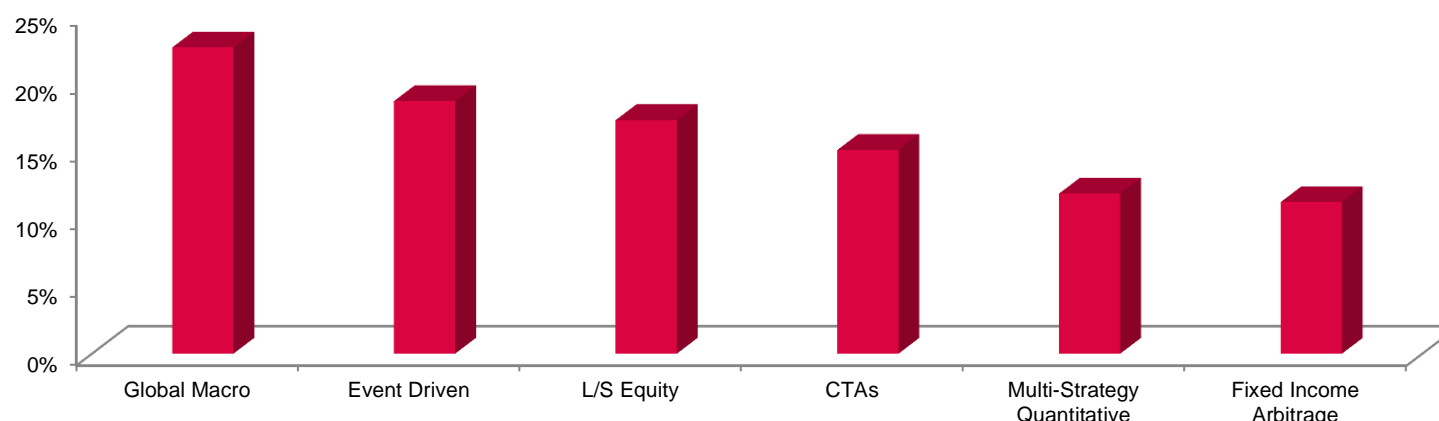
February 2019

**FUND MANAGEMENT COMPANY**

Compagnie Monégasque de  
Gestion SAM  
13, bd Princesse Charlotte  
Principauté de Monaco

**FUND MANAGER****DISCLAIMER**

The information contained in this document has as objective to inform the subscriber. This document is not intended as investment advice. No information or statements in this document should be considered as a recommendation. The funds under Monegasque law as well as the SICAV under Luxembourg law are exclusively distributed by Compagnie Monégasque de Banque (CMB). Copies of this document and the complete prospectus can be obtained for free from Compagnie Monégasque de Banque (CMB) and Compagnie Monégasque de Gestion (CMG) as well as from the website [www.cmb.mc](http://www.cmb.mc).

**STRATEGY ALLOCATION****TOP 10 POSITIONS OF 21**

NAME	SECTOR	WEIGHT
LY-ARB STR-I€A	Event Driven	8,2%
SCH-TWO SIGMA-C€	Multi-Strategy Quantitative	7,5%
DB-IV SY AL-I1CE	CTAs	7,4%
ANVIO-CP EDU-E€A	Event Driven	6,2%
MLIS-MAR WAC-€BA	CTAs	5,9%
U ACC TR MA-BPHC	Global Macro	5,9%
IPM ICAV-ISMU-I€	Global Macro	5,8%
JH UK A/R-I€A	L/S Equity	5,5%
N/BRIDGEWATER ACCUM SHS -B- EUR	Global Macro	5,3%
BDL-REMP EUR-C	L/S Equity	5,3%
Total		63,0%

**RISK**

METRICS	INDICATORS
Annualised 12 months Volatility	2,26%
Sharpe Ratio	#N/A Requesting Data...
% Positive Months since January 2008	46,3%

**MANAGEMENT COMMENT**

See French version.