

**CMB**Compagnie Monégasque
de Banque**MONACO EXPANSION EURO**

December 2018

Key Data**Net Asset Value as of 31.12.2018**

5 818,36 €

Actif Net

23,79 m€

Reference Currency

Euro (€)

FUND DATA**Fund under Monegasque Law****Bloomberg Ticker**

MONEXEU MN

ISIN code

MC0009778911

Benchmark

100% ICE BofAML 1-10 years Euro Govt

Recommended investment horizon

Minimum 3 years

Profit allocation

Capitalisation

NAV Frequency

Daily

Management commission

1,00%

Subscription and redemption conditions

Orders are centralised every working day in Monaco at Compagnie Monégasque de Banque at 11.00am, and executed based on the net asset value of that day.

Commissions: subscriptions 0,5%, value date T+2; redemptions 0,5% value date T+2

Inception date

11 March 1994

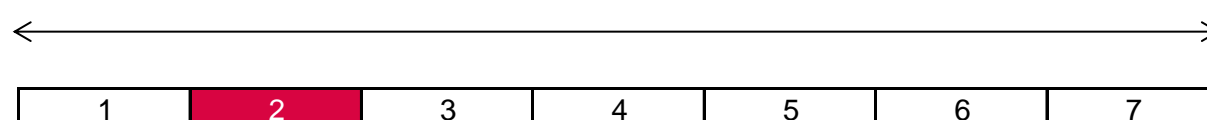
Depository BankCompagnie Monégasque de Banque SAM
23, avenue de la Costa
Principauté de Monaco**Net Asset Value****publication mode**Published in the "Journal de Monaco" and displayed at the CMB headquarters and in CMB branches. Our funds' net asset values are regularly published and updated on the website www.cmb.mc**INVESTMENT UNIVERSE AND PHILOSOPHY**The fund **MONACO EXPANSION EURO** invests in both private issuer and sovereign bonds which are mainly in the "Investment Grade" category. Investments are denominated in euros.

The management is discretionary and conviction based and the fund is diversified across sectors, ratings, interest rate sensitivities and seniorities.

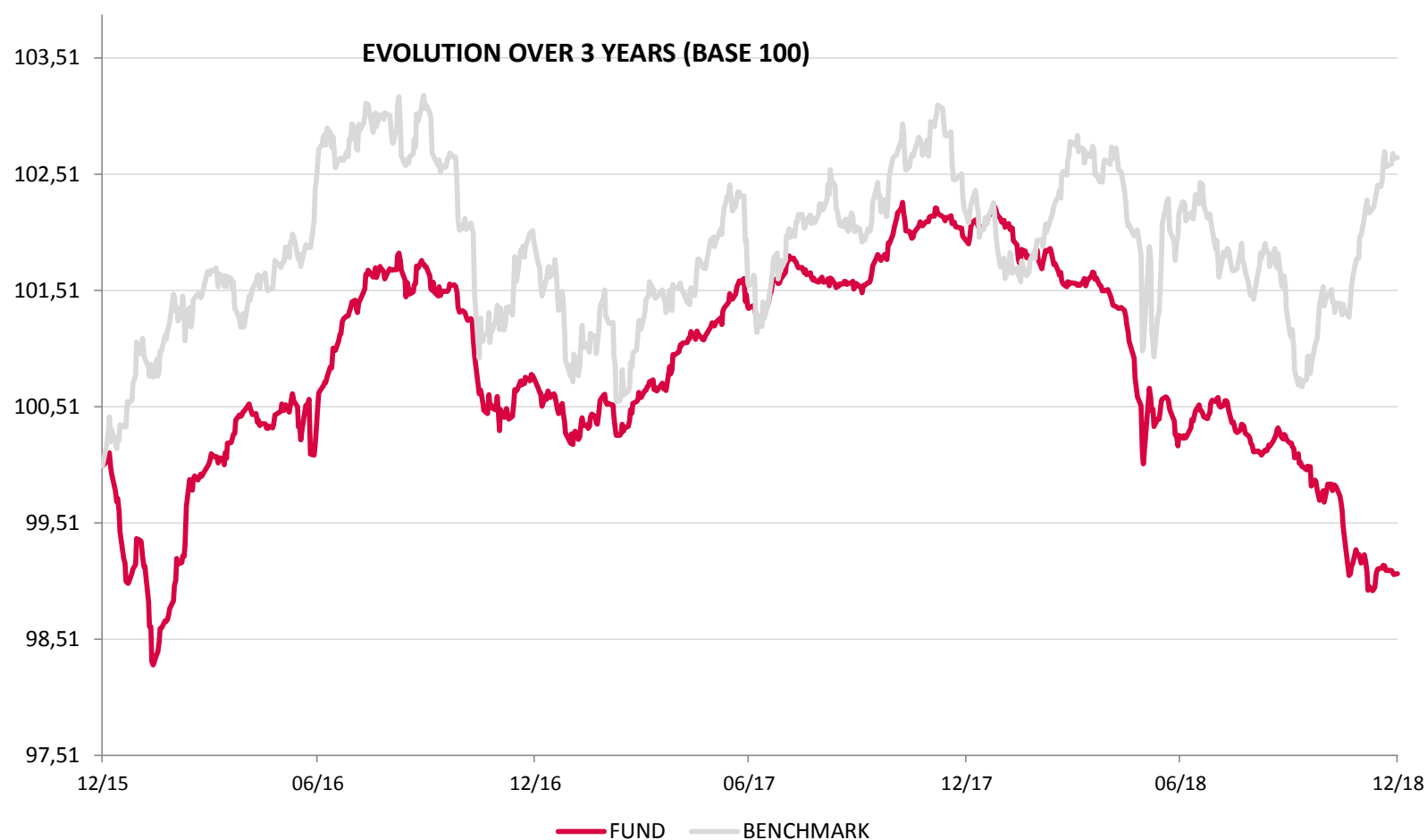
RISK PROFILE

Risk/lower potential reward

Risk/higher potential reward



The risk indicator, based on past volatility, cannot cover all types of risks to which the fund may be exposed. It is possible that the past data used does not constitute a reliable indication of the future risk profile. The category associated with this fund is not a guarantee and can evolve with time. The lowest category is not synonymous with a "riskless" investment.

PERFORMANCE

Past performance is not a guarantee of future performance, nor is it constant with time and does not constitute in any case a guarantee of future performance.

CUMULATIVE PERFORMANCE	1 month	1 year	3 years	3y (ann.)	5 years	5y (ann.)
FUND	-0,09%	-2,83%	-0,93%	-0,31%	-0,15%	-0,03%
BENCHMARK	0,65%	0,42%	2,65%	0,88%	12,52%	2,39%

YEARLY PERFORMANCE	2018	2017	2016	2015	2014	2013
FUND	-2,83%	1,19%	0,76%	-1,50%	2,32%	4,28%
BENCHMARK	0,42%	0,28%	1,94%	1,45%	8,05%	2,50%

COMPARABLE FUNDS - (52)						
UNIVERSE AVERAGE		0,50%				
FUND QUANTILE IN UNIVERSE		1				



CMB
Compagnie Monégasque
de Banque

FUND MANAGEMENT COMPANY

Compagnie Monégasque de
Gestion SAM
13, bd Princesse Charlotte
Principauté de Monaco

FUND MANAGER



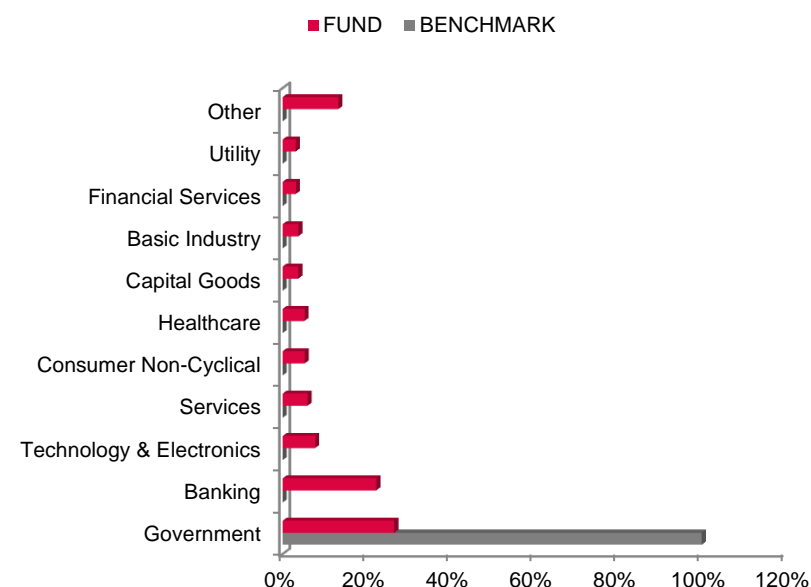
Philippe Wenden
CMG

DISCLAIMER

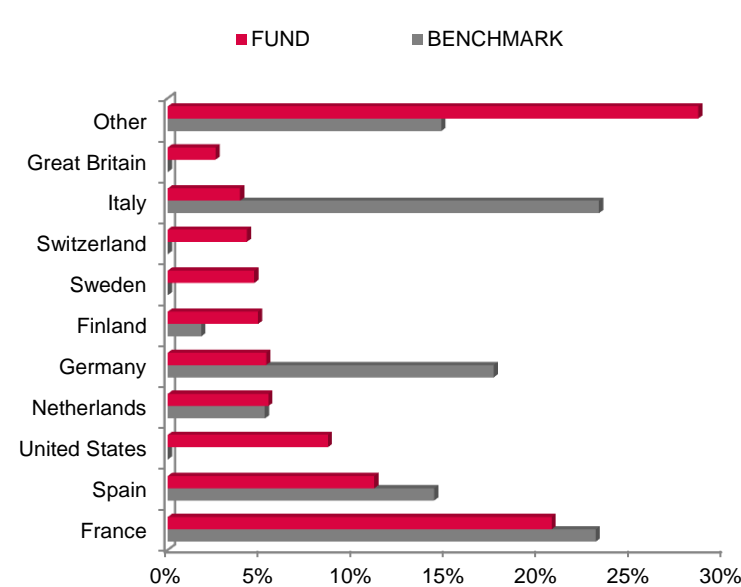
The information contained in this document has as objective to inform the subscriber. This document is not intended as investment advice. No information or statements in this document should be considered as a recommendation. The funds under Monegasque law as well as the SICAV under Luxembourg law are exclusively distributed by Compagnie Monégasque de Banque (CMB). Copies of this document and the complete prospectus can be obtained for free from Compagnie Monégasque de Banque (CMB) and Compagnie Monégasque de Gestion (CMG) as well as from the website www.cmb.mc.

The benchmark data referenced herein is the property of ICE Data Indices, LLC, its affiliates ("ICE Data") and/or its Third Party Suppliers and has been licensed for use by Compagnie Monégasque de Banque. ICE Data and its Third Party Suppliers accept no liability in connection with its use. See prospectus for a full copy of the Disclaimer.

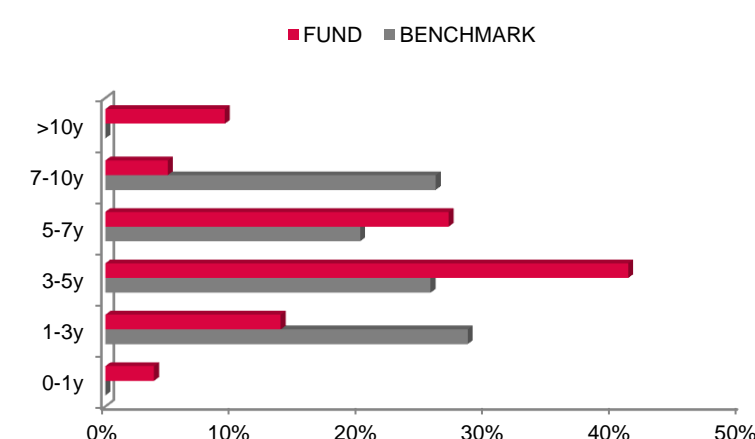
SECTOR ALLOCATION



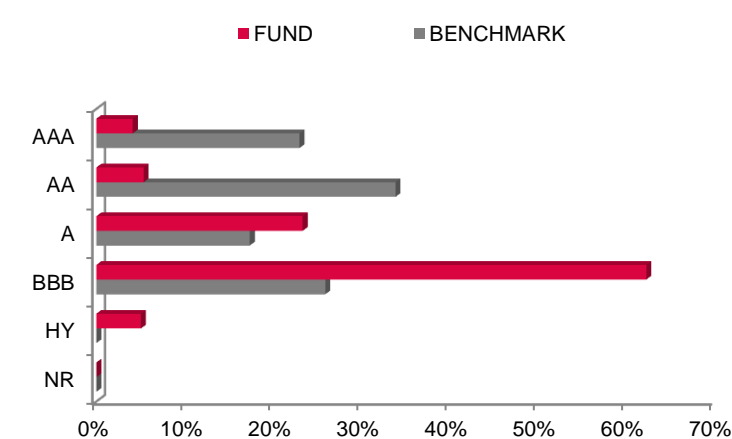
COUNTRY ALLOCATION



MATURITY ALLOCATION



RATING ALLOCATION



RISK INDICATORS

METRICS	INDICATORS
Interest Rate Sensitivity	2,03%
Average Rating	BBB+
Yield	1,55%
Fund Volatility	1,20%
Maturity	5,81

TOP 10 POSITIONS OF 61

NAME	WEIGHT
MON-CORP BD EUR	8,7%
DEUTSCHLAND REP	4,0%
FINNISH GOV'T	4,0%
INSTIT CRDT OFCL	2,5%
REP OF SLOVENIA	2,5%
PORTUGUESE OT'S	2,4%
CRED AGRICOLE SA	2,3%
REP OF POLAND	2,2%
COMUNIDAD MADRID	2,2%
ATOS	2,2%
<i>Total</i>	<i>32,9%</i>

MANAGEMENT COMMENT

See French version.