

**CMB**Compagnie Monégasque  
de Banque

MONACO HORIZON NOVEMBRE 2021

February 2019

**Key Data****Net Asset Value as of 28.02.2019**

1 074,38 €

**Total net assets**

12,02 m€

**Reference currency**

Euro (€)

**FUND DATA****Fund under Monegasque Law****Bloomberg Ticker**

MONHN21 MN

**ISIN code**

MC0010000982

**Benchmark**

4% annualised net of fees

**Initial net asset value**

1 000 €

**Recommended investment horizon**

Until 30 november 2021

**Date of last distribution**

09 April 2018

**Amount distributed**

42,67 €

**Profit allocation**

Yearly distribution

**NAV Frequency**

Daily

**Management commission**

1,00%

**Subscription and redemption conditions**

Orders are centralised every working day in Monaco at Compagnie Monégasque de Banque at 11.00am, and executed based on the net asset value of that day.

Commissions: subscriptions 0,5%, value date T+2; redemptions 1,0% value date T+2

**Inception date**

18 January 2016

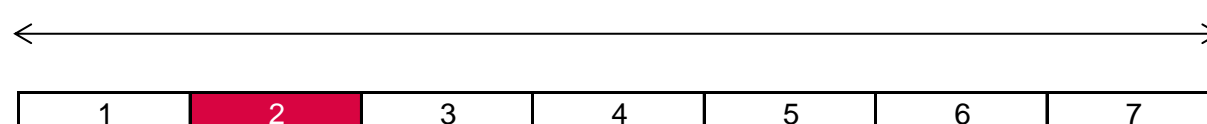
**Depositary bank**Compagnie Monégasque de Banque SAM  
23, avenue de la Costa  
Principauté de Monaco**Net Asset Value****publication mode**Published in the "Journal de Monaco" and displayed at the CMB headquarters and in CMB branches. Our funds' net asset values are regularly published and updated on the website [www.cmb.mc](http://www.cmb.mc)**INVESTMENT UNIVERSE AND PHILOSOPHY**The fund **MONACO HORIZON 2021** invests in European private issuer High Yield bonds and has an objective of obtaining a performance superior to 4% annualised and net of fees over the investment horizon of 6 years, or until 30 November 2021.

The management is discretionary and conviction based and the fund is diversified across sectors, ratings and seniorities.

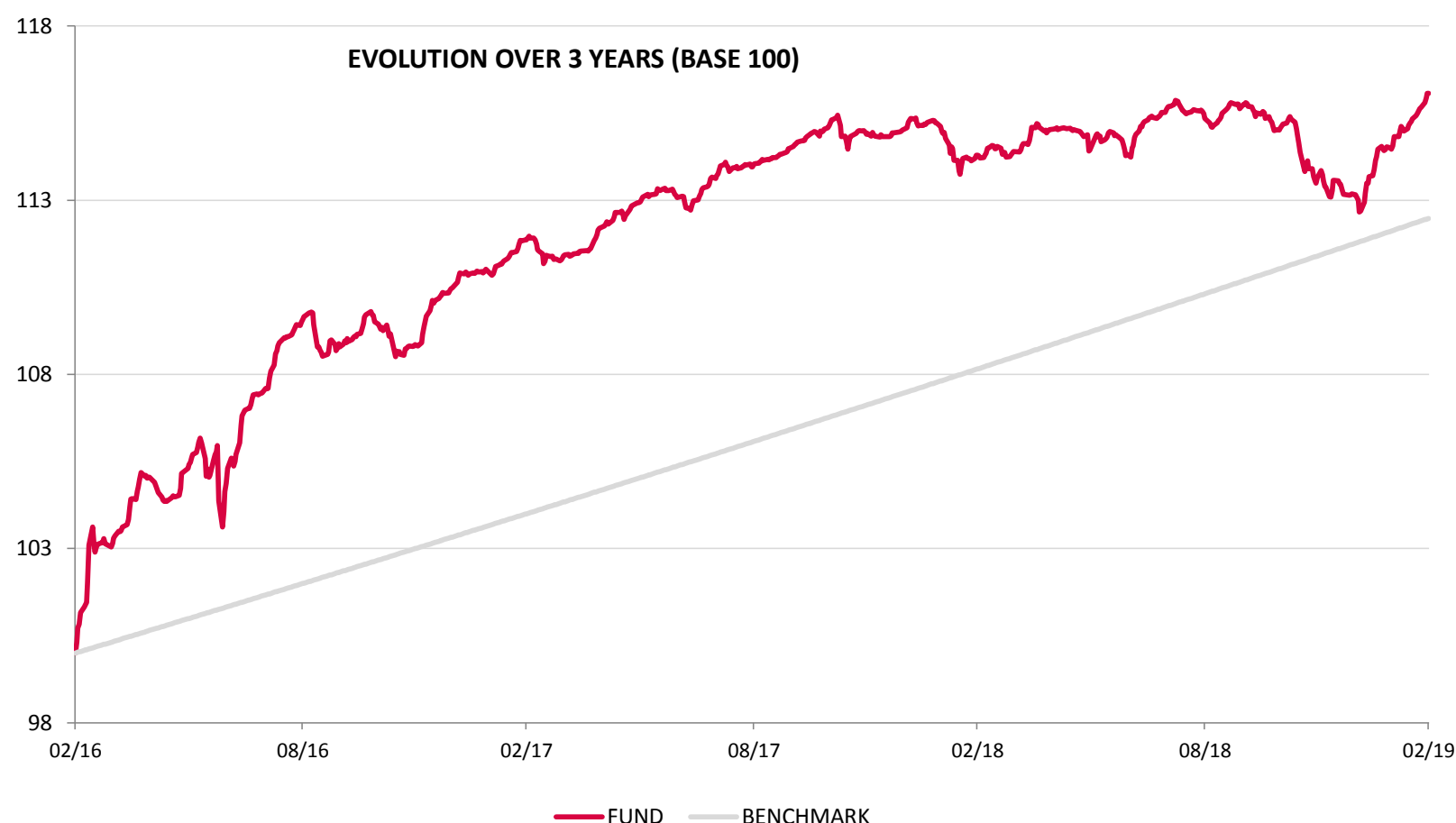
**RISK PROFILE**

Lower risk/potential reward

Higher risk/potential reward



The risk indicator, based on past volatility, cannot cover all types of risks to which the fund may be exposed. It is possible that the past data used does not constitute a reliable indication of the future risk profile. The category associated with this fund is not a guarantee and can evolve with time. The lowest category is not synonymous with a "riskless" investment.

**PERFORMANCE**

Past performance is not a guarantee of future performance, nor is it constant with time and does not constitute in any case a guarantee of future performance.

| CUMULATIVE PERFORMANCE | 1 month | 1 year | 3 years | 3y (ann.) | 5 years | 5y (ann.) |
|------------------------|---------|--------|---------|-----------|---------|-----------|
| FUND                   | 1,08%   | 1,55%  | 16,06%  | 5,09%     |         |           |
| BENCHMARK              | 0,30%   | 4,00%  | 12,48%  | 4,00%     |         |           |

| YEARLY PERFORMANCE | 2019  | 2018   | 2017  | 2016   | 2015 | 2014 |
|--------------------|-------|--------|-------|--------|------|------|
| FUND               | 2,58% | -1,62% | 4,10% | 10,22% |      |      |
| BENCHMARK          | 0,64% | 4,02%  | 3,99% | 3,83%  |      |      |



**CMB**  
Compagnie Monégasque  
de Banque

MONACO HORIZON NOVEMBRE 2021

February 2019

**FUND MANAGEMENT COMPANY**

Compagnie Monégasque de  
Gestion SAM  
13, bd Princesse Charlotte  
Principauté de Monaco

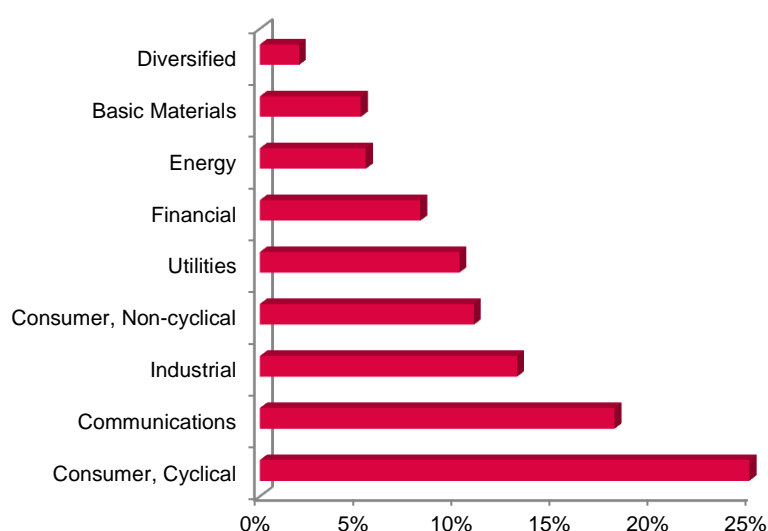
**FUND MANAGER**

**NEUBERGER BERMAN**

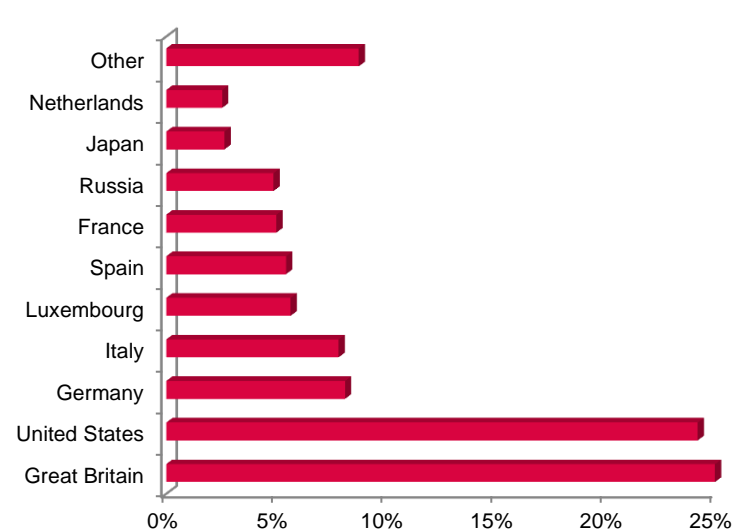
**DISCLAIMER**

The information contained in this document has as objective to inform the subscriber. This document is not intended as investment advice. No information or statements in this document should be considered as a recommendation. The funds under Monegasque law as well as the SICAV under Luxembourg law are exclusively distributed by Compagnie Monégasque de Banque (CMB). Copies of this document and the complete prospectus can be obtained for free from Compagnie Monégasque de Banque (CMB) and Compagnie Monégasque de Gestion (CMG) as well as from the website [www.cmb.mc](http://www.cmb.mc).

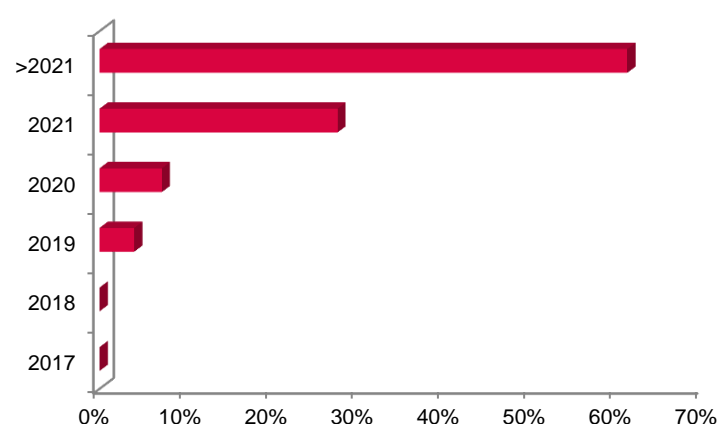
**SECTOR ALLOCATION**



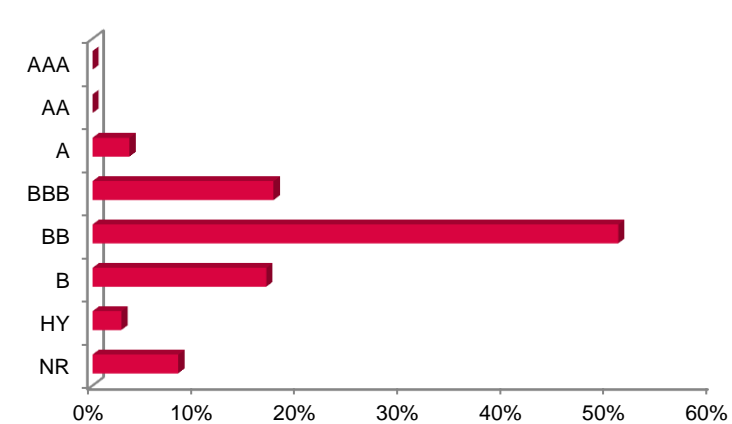
**COUNTRY ALLOCATION**



**MATURITY ALLOCATION**



**RATING ALLOCATION**



**RISK INDICATORS**

| METRICS                   | INDICATORS |
|---------------------------|------------|
| Interest Rate Sensitivity | 2,32%      |
| Average Rating            | BB         |
| yield                     | 2,05%      |
| Fund Volatility           | 2,49%      |
| Maturity (except futures) | 2,93       |

**TOP 10 POSITIONS OF 44**

| NAME             | WEIGHT |
|------------------|--------|
| DRAX FINCO PLC   | 3,0%   |
| FCE BANK PLC     | 2,9%   |
| THYSSENKRUPP     | 2,9%   |
| MATTHORN TEL HLD | 2,9%   |
| ALTICE LX        | 2,8%   |
| SEALED AIR CORP  | 2,8%   |
| FIAT CHRYSLER    | 2,8%   |
| CODERE FIN 2     | 2,8%   |
| SPRINGLEAF FIN   | 2,8%   |
| CASINO GUICHARD  | 2,8%   |
| <i>Total</i>     | 28,5%  |

**MANAGEMENT COMMENT**

See French version.