

MONACO HORIZON NOVEMBRE 2021

January 2018
Fund under Monaco Law

Investment Objective

ISIN : MC0010000982

The fund targets a return in excess of 4% per annum over the investment period, while being invested in the credit markets in Euro by tailoring a portfolio with an initial investment horizon of 3.5 years which gradually diminishes to zero over the maturity of the Fund.

Fund Data

The complete prospectus was accredited by the Commission de Contrôle des Activités Financières (CCAF) on May, 7th, 2012 and is available at any CMB branch.

Type of fund : Bonds issued in Euro

Reference currency: Euro

Allotment of results : Annual Coupon

Initial value : 1.000€

Recommended investment horizon :
Until November 30th, 2015, i.e. 3.5 years from launch date

Last dividend payment date : 28 March 2017. Dividend amount : 38,68€

Frequency of net asset value calculation : Daily

Suscription period :
until September 28th, 2012, 11h00, or sooner depending on market conditions

Suscription Fee, not dedicated to the Fund :
Maximum of 0.5% all taxes included

Redemption Fee, dedicated to the Fund :
1.0% all taxes included, only applicable for redemptions before Octobre 30th, 2015 11h00. No redemption fee after this date.

Management Fee :
1.0% per annum all taxes included maximum

Inception date : June, 15th 2012

Fund Manager:
Cie Monégasque de Gestion SAM
13 bd Princesse Charlotte
Principauté de Monaco

Fund manager by delegation:
Neuberger-Berman Europe Ltd
4th Floor, Lawsdowne House
57, Berkeley Street - London W1J 6ER - Royaume Uni

Depository bank:
Cie Monégasque de Banque SAM
23 avenue de la Costa
Principauté de Monaco

Publication of the Net Asset Value:

In the "Journal de Monaco" and posted in the head office of CMB and its branches.
The Net Asset Value of our funds is published and updated on a regular basis on our web page www.cmb.mc

Net asset value as end of month

1,106.6 €

Monthly Performance

-0.08 %

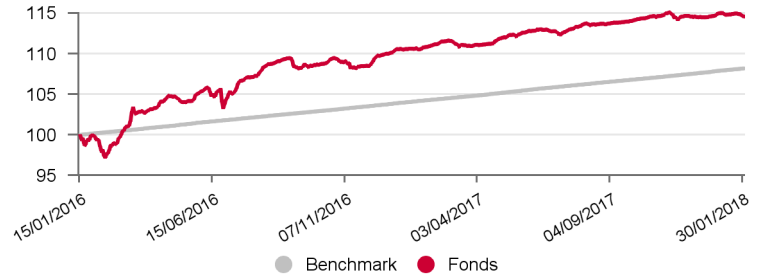
YTD

-0.08 %

Sensibility

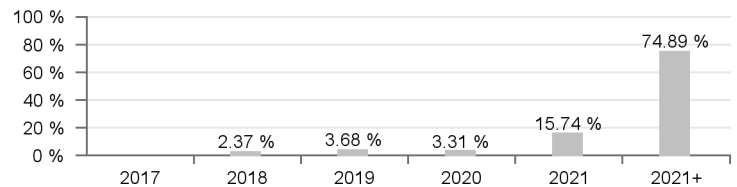
2.68 %

Trailing performance from beginning (basis 100)

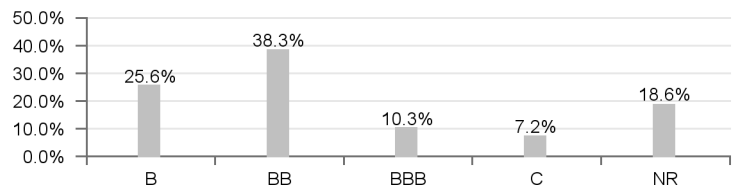


Past performance is not a guarantee of future performance. It should be remembered that the value of investments may fall as well as rise, investors may not get back the amount of money invested, currency movements may have a negative as well as positive influence on returns and past performance is not necessarily an indicator of future performance. Any investment decision should be made solely on the basis of the information and risk warnings contained within the information memorandum and/or prospectus issued by or on behalf of the fund.

Distribution by maturity



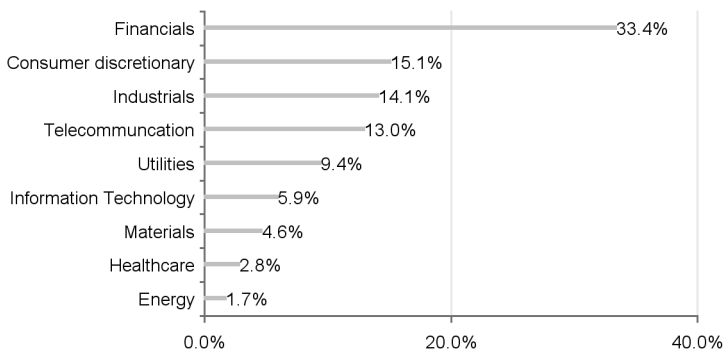
Rating distribution



Main positions

4.75% INTER GAME TECH 15-23 15.02S.....	3.37%
4.50% UNITED GROUP 17-22 15.01S.....	3.21%
3.125% FAURECIA 15-22 15.06S.....	3.18%
4.60% RZD CAPITAL 14-23 06.03A.....	3.08%
5.125% HUNTSMAN INT 14-21 15.04S.....	3.06%
2.75% MERLIN ENTMTS 15-22 15.03S.....	2.84%

Sector distribution



Geographic distribution

