



Key Data

Net Asset Value as of 28.09.2018
997,95 €

Total net assets
9,32 m€

Reference currency
Euro (€)

FUND DATA

Fund under Luxembourg Law

Bloomberg Ticker
CMBHYIM LX

ISIN code
LU1248400829

Average Dividend
3,5% (Benchmark 2,4%)

Benchmark
95% MSCI World Local Currency
5% Eonia

Profit allocation
Yearly distribution

Date of last distribution
29 May 2018

Amount distributed
37,13 €

Recommended investment horizon
Minimum 5 years

NAV Frequency
Daily

Management commission
1,50%

Subscription and redemption conditions
Orders are centralised every working day in Monaco at Compagnie Monégasque de Banque at 11.00am, and executed based on the net asset value of that day.
Commissions: subscriptions 5,0%, value date T+2; redemptions 0,5% value date T+2

Inception date
24 July 2015

Depository Bank
Compagnie Monégasque de Banque SAM
23, avenue de la Costa
Principauté de Monaco

Net Asset Value publication mode
Published in the "Journal de Monaco" and displayed at the CMB headquarters and in CMB branches. Our funds' net asset values are regularly published and updated on the website www.cmb.mc

INVESTMENT UNIVERSE AND PHILOSOPHY

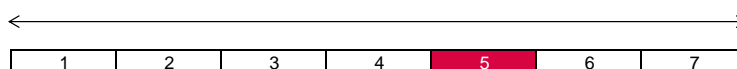
The Fund **CMB GLOBAL LUX HIGH YIELD EQUITY** invests in international equities from developed countries which offer a large dividend.

The fund is hedged against FX risks and the management is discretionary and conviction based with a selection process that starts from a macroeconomic analysis and finishes with the stock choices ("Top-Down"). The fund is diversified across sectors and geographies.

RISK PROFILE

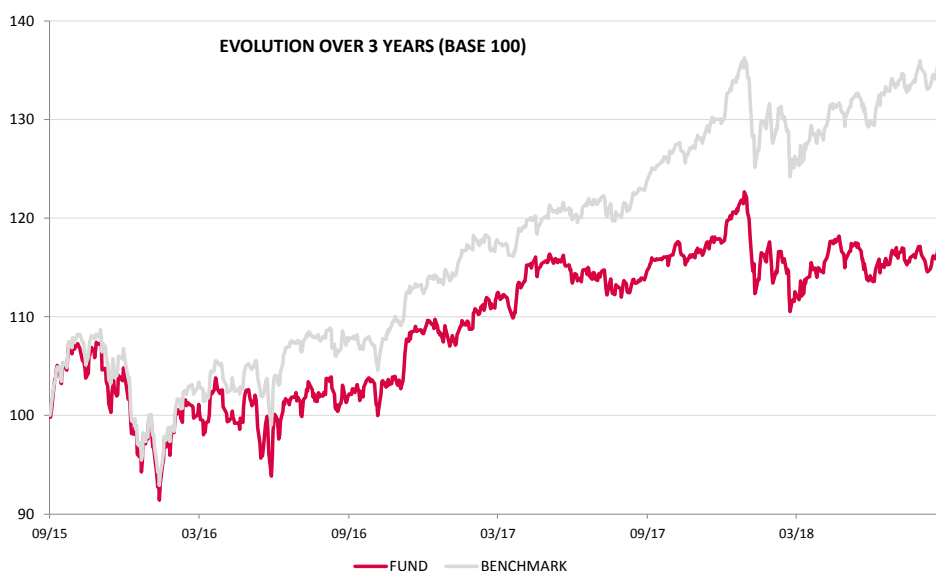
Lower risk/potential reward

Higher risk/potential reward



The risk indicator, based on past volatility, cannot cover all types of risks to which the fund may be exposed. It is possible that the past data used does not constitute a reliable indication of the future risk profile. The category associated with this fund is not a guarantee and can evolve with time. The lowest category is not synonymous with a "riskless" investment.

PERFORMANCE



Past performance is not a guarantee of future performance, nor is it constant with time and does not constitute in any case a guarantee of future performance.

CUMULATIVE PERFORMANCE	1 month	1 year	3 years	3y (ann.)	5 years	5y (ann.)
FUND	1,05%	2,45%	17,46%	5,51%		
BENCHMARK	0,53%	9,68%	35,81%	10,74%		

YEARLY PERFORMANCE	2018	2017	2016	2015	2014	2013
FUND	0,00%	8,47%	4,35%	-5,28%		
BENCHMARK	4,77%	15,38%	6,44%	-3,04%		

COMPARABLE FUNDS - (54)						
UNIVERSE AVERAGE		4,51%				
FUND QUARTILE IN UNIVERSE		1				



FUND MANAGEMENT COMPANY

Luxcellence Management Company
5 Allée Scheffer
L5220
Luxembourg

FUND MANAGER

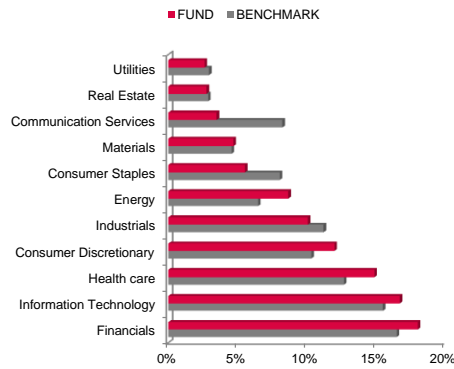


Laura Young
CMG

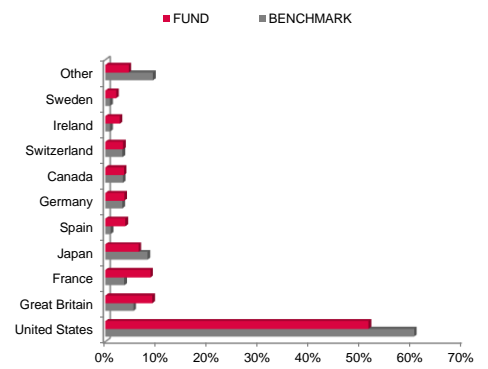
DISCLAIMER

The information contained in this document has as objective to inform the subscriber. This document is not intended as investment advice. No information or statements in this document should be considered as a recommendation. The funds under Monegasque law as well as the SICAV under Luxembourg law are exclusively distributed by Compagnie Monégasque de Banque (CMB). Copies of this document and the complete prospectus can be obtained for free from Compagnie Monégasque de Banque (CMB) and Compagnie Monégasque de Gestion (CMG) as well as from the website www.cmb.mc.

SECTOR ALLOCATION



COUNTRY ALLOCATION



TOP 10 POSITIONS OF 89

NAME	COUNTRY	SECTOR	WEIGHT
CISCO SYSTEMS	United States	Information Technology	2,4%
MICROSOFT CORP	United States	Information Technology	2,4%
PFIZER INC	United States	Health care	2,2%
APPLE INC	United States	Information Technology	2,1%
RIO TINTO PLC	Great Britain	Materials	2,0%
PAYCHEX INC	United States	Information Technology	1,9%
ABBOTT LABS	United States	Health care	1,9%
BLACKSTONE GROUP	United States	Financials	1,9%
ANTHEM INC	United States	Health care	1,7%
CATERPILLAR INC	United States	Industrials	1,5%
Total			20,0%

MANAGEMENT COMMENT

See French version.