



# CMB GLOBAL LUX - HIGH YIELD EQUITY

March 2018  
Fund under Luxembourg law

## Investment Objective

ISIN : LU1248400829

The fund is suitable for clients looking to build an exposure, in Euro, in stocks providing high dividend yield return on the international stock markets. It is a financial instrument, currency in Euro, in which the client may invest part of his assets with a recommended investment horizon of at least 5 years. The objective of the fund is more defensive, providing current income that exceeds the average yield on global stocks, a relative protection against inflation and a long term capital appreciation. In the case where an investment for a shorter time horizon is considered, the client should be informed about the levels of volatility and risk inherent to stock markets in the short run.

## Fund Data

The fund has obtained the permit dated November the 7th 2013 by the Commission de Contrôle des Activités Financières. The complete prospectus is available to clients at any CMB branch.

Type of fund : international equities

Reference currency: Euro

Allotment of results: distribution

Benchmark:  
95% MSCI World Gross Total return Local Currency  
5% Eonia

Recommended investment horizon: minimum 5 years

Frequency of net asset value calculation: daily

Pricing method: closing prices

Conditions of subscription/redemption:  
à la CMB. Avant 16.00 heures, heure de luxembourg, la veille du jour d'évaluation de la VNI.

Inception date : July 24th, 2015

Fund manager:  
Luxcellence Management Company S.A.  
5 Allée Scheffer,  
L-2520 Luxembourg

Fund manager by delegation:  
Cie Monégasque de Gestion SAM  
13 bd Princesse Charlotte  
Principauté de Monaco

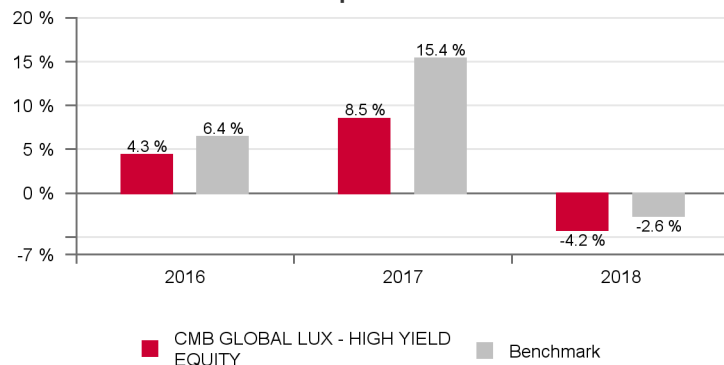
Depository bank:  
Caceis BANK Luxembourg  
5, allée Scheffer,  
L-2520 Luxembourg

Publication of the Net Asset Value:

In the "Journal de Monaco" and posted in the head office of CMB and its branches. The Net Asset Value of our funds is published and updated on a regular basis on our web page [www.cmb.mc](http://www.cmb.mc)

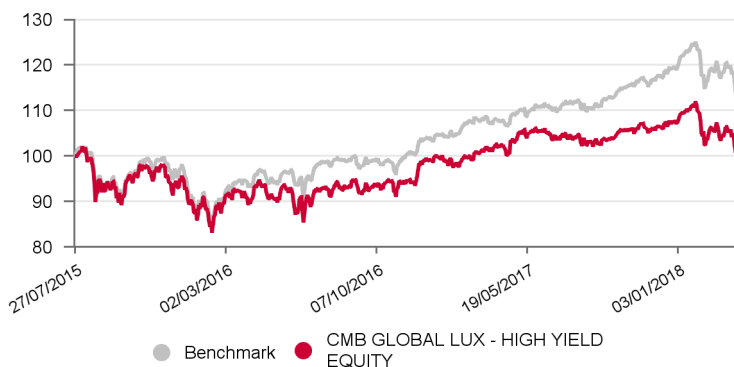
Net asset value as end of month **991.99 €**  
Monthly Performance **-2.73 %** YTD **-4.2 %**

## Historic performance



Past performance is not a guarantee of future performance. It should be remembered that the value of investments may fall as well as rise, investors may not get back the amount of money invested, currency movements may have a negative as well as positive influence on returns and past performance is not necessarily an indicator of future performance. Any investment decision should be made solely on the basis of the information and risk warnings contained within the information memorandum and/or prospectus issued by or on behalf of the fund.

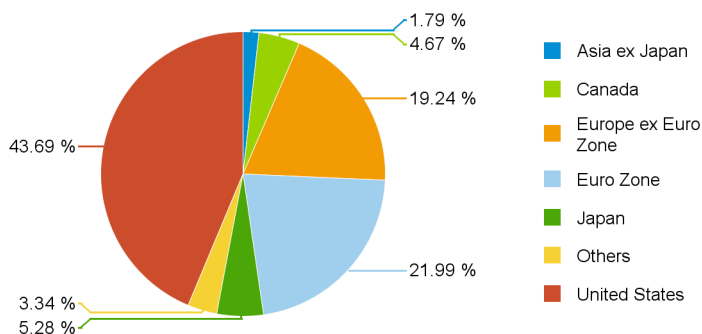
## Trailing performance from beginning (basis 100)



## Main positions

CISCO SYSTEMS INC.....	2.05%
RIO TINTO PLC.....	1.97%
ROYAL DUTCH SHELL PLC.....	1.85%
MICROSOFT CORP.....	1.84%
PFIZER INC.....	1.76%
LAS VEGAS SANDS CORP.....	1.61%

## Geographic distribution



## Sector distribution

