



**Key Data**

**Net Asset Value as of 28.02.2019**  
953,97 €

**Total net assets**  
5,98 m€

**Reference currency**  
Euro (€)

**FUND DATA**

**Fund under Luxembourg Law**

**Bloomberg Ticker**  
CMBHYIM LX

**ISIN code**  
LU1248400829

**Average Dividend**  
3,5% (Benchmark 2,4%)

**Benchmark**  
95% MSCI World Local Currency  
5% Eonia

**Profit allocation**  
Yearly distribution

**Date of last distribution**  
29 May 2018

**Amount distributed**  
37,13 €

**Recommended investment horizon**  
Minimum 5 years

**NAV Frequency**  
Daily

**Management commission**  
1,50%

**Subscription and redemption conditions**  
Orders are centralised every working day in Monaco at Compagnie Monégasque de Banque at 11.00am, and executed based on the net asset value of that day.  
Commissions: subscriptions 5,0%, value date T+2; redemptions 0,5% value date T+2

**Inception date**  
24 July 2015

**Depository Bank**  
Compagnie Monégasque de Banque SAM  
23, avenue de la Costa  
Principauté de Monaco

**Net Asset Value publication mode**  
Published in the "Journal de Monaco" and displayed at the CMB headquarters and in CMB branches. Our funds' net asset values are regularly published and updated on the website [www.cmb.mc](http://www.cmb.mc)

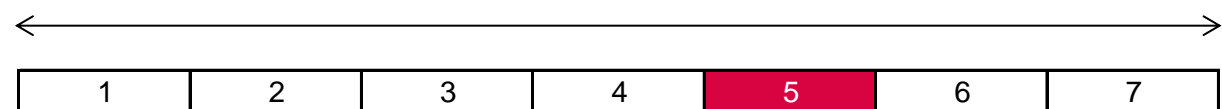
**INVESTMENT UNIVERSE AND PHILOSOPHY**

The Fund **CMB GLOBAL LUX HIGH YIELD EQUITY** invests in international equities from developed countries which offer a large dividend.

The fund is hedged against FX risks and the management is discretionary and conviction based with a selection process that starts from a macroeconomic analysis and finishes with the stock choices ("Top-Down"). The fund is diversified across sectors and geographies.

**RISK PROFILE**

Lower risk/potential reward Higher risk/potential reward



The risk indicator, based on past volatility, cannot cover all types of risks to which the fund may be exposed. It is possible that the past data used does not constitute a reliable indication of the future risk profile. The category associated with this fund is not a guarantee and can evolve with time. The lowest category is not synonymous with a "riskless" investment.

**PERFORMANCE**



Past performance is not a guarantee of future performance, nor is it constant with time and does not constitute in any case a guarantee of future performance.

CUMULATIVE PERFORMANCE	1 month	1 year	3 years	3y (ann.)	5 years	5y (ann.)
FUND	2,55%	-2,94%	14,26%	4,54%		
BENCHMARK	3,21%	-1,11%	30,14%	9,18%		

YEARLY PERFORMANCE	2019	2018	2017	2016	2015	2014
FUND	7,78%	-11,31%	8,47%	4,35%	-5,28%	
BENCHMARK	8,16%	-8,68%	15,38%	6,44%	-3,04%	

COMPARABLE FUNDS - ( 54)						
UNIVERSE AVERAGE		-8,12%	4,51%			
FUND QUARTILE IN UNIVERSE		4	1			



**CMB**

Compagnie Monégasque  
de Banque

**FUND MANAGEMENT COMPANY**

Luxcellence Management Company  
5 Allée Scheffer  
L5220  
Luxembourg

**FUND MANAGER**

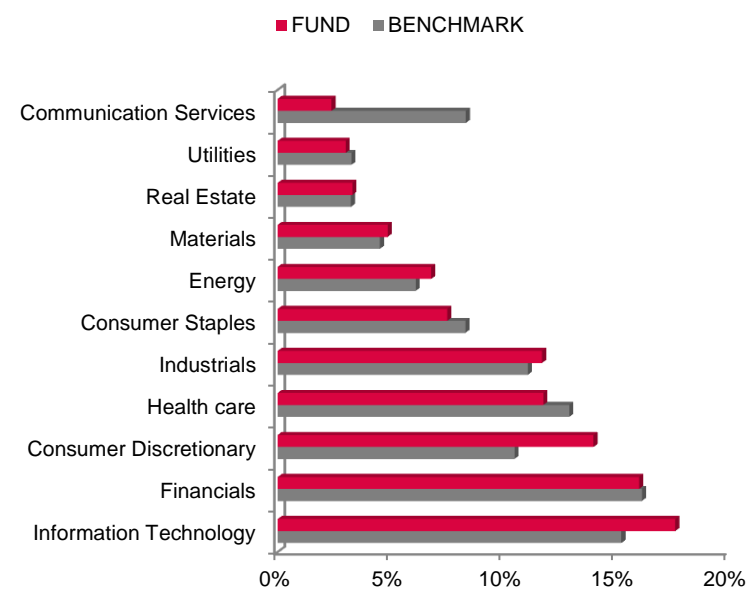


Laura Young  
CMG

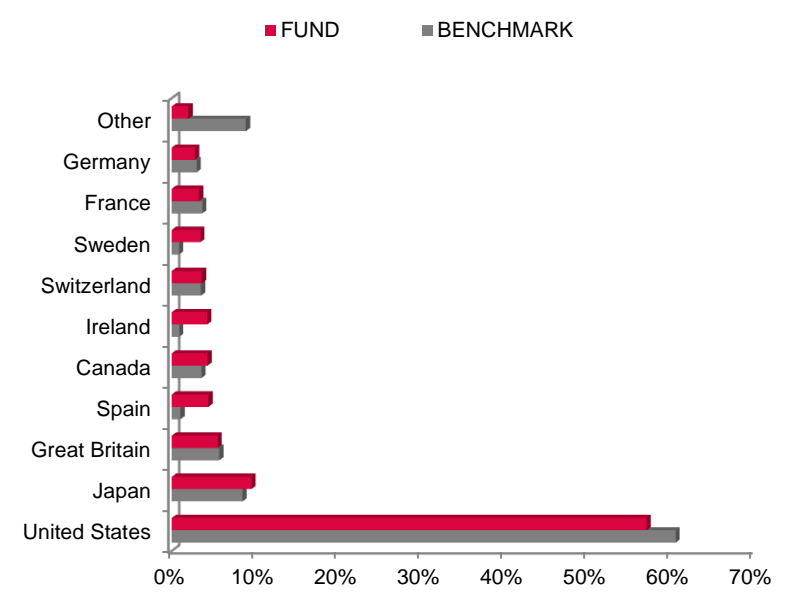
**DISCLAIMER**

The information contained in this document has as objective to inform the subscriber. This document is not intended as investment advice. No information or statements in this document should be considered as a recommendation. The funds under Monegasque law as well as the SICAV under Luxembourg law are exclusively distributed by Compagnie Monégasque de Banque (CMB). Copies of this document and the complete prospectus can be obtained for free from Compagnie Monégasque de Banque (CMB) and Compagnie Monégasque de Gestion (CMG) as well as from the website [www.cmb.mc](http://www.cmb.mc).

**SECTOR ALLOCATION**



**COUNTRY ALLOCATION**



**TOP 10 POSITIONS OF 59**

NAME	COUNTRY	SECTOR	WEIGHT
CISCO SYSTEMS	United States	Information Technology	4,0%
ANTHEM INC	United States	Health care	2,8%
PROCTER & GAMBLE	United States	Consumer Staples	2,6%
BLACKSTONE GROUP	United States	Financials	2,6%
PAYCHEX INC	United States	Information Technology	2,6%
RIO TINTO PLC	Great Britain	Materials	2,4%
NOVARTIS AG-REG	Switzerland	Health care	2,3%
ACCENTURE PLC-A	Ireland	Information Technology	2,3%
LAS VEGAS SANDS	United States	Consumer Discretionary	2,2%
CATERPILLAR INC	United States	Industrials	2,1%
Total			26,0%

**MANAGEMENT COMMENT**

See French version.