

Key Data

Net Asset Value as of 30.05.2018
 1 007,58 €

Total net assets
 36,86 m€

Reference currency
 Euro (€)

FUND DATA

Fund under Luxembourg Law

Bloomberg Ticker
 CMBIMCA LX

ISIN code
 LU1248400076

Benchmark
 85% ICE BoFAML EMU Corporate 1-10 years
 15% Eonia

Recommended investment horizon
 Minimum 3 years

Profit allocation
 Capitalisation

NAV Frequency
 Daily

Management commission
 1,50%

Subscription and redemption conditions
 Orders are centralised every working day in Monaco at Compagnie Monégasque de Banque at 11.00am, and executed based on the net asset value of that day. Commissions: subscriptions 5,0%, value date T+2; redemptions 1,5% value date T+2

Inception date
 24 July 2015

Depositary Bank
 Compagnie Monégasque de Banque SAM
 23, avenue de la Costa
 Principauté de Monaco

Net Asset Value publication mode
 Published in the "Journal de Monaco" and displayed at the CMB headquarters and in CMB branches. Our funds' net asset values are regularly published and updated on the website www.cmb.mc

INVESTMENT UNIVERSE AND PHILOSOPHY

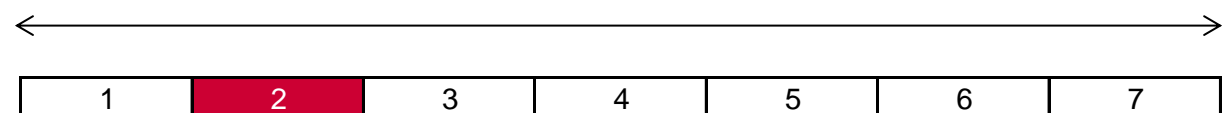
The fund **GLOBAL LUX CORPORATE** invests mainly in private issuer "Investment Grade" bonds denominated in euro.

The management is discretionary and conviction based and the fund is diversified across sectors, ratings, interest rate sensitivities and seniorities.

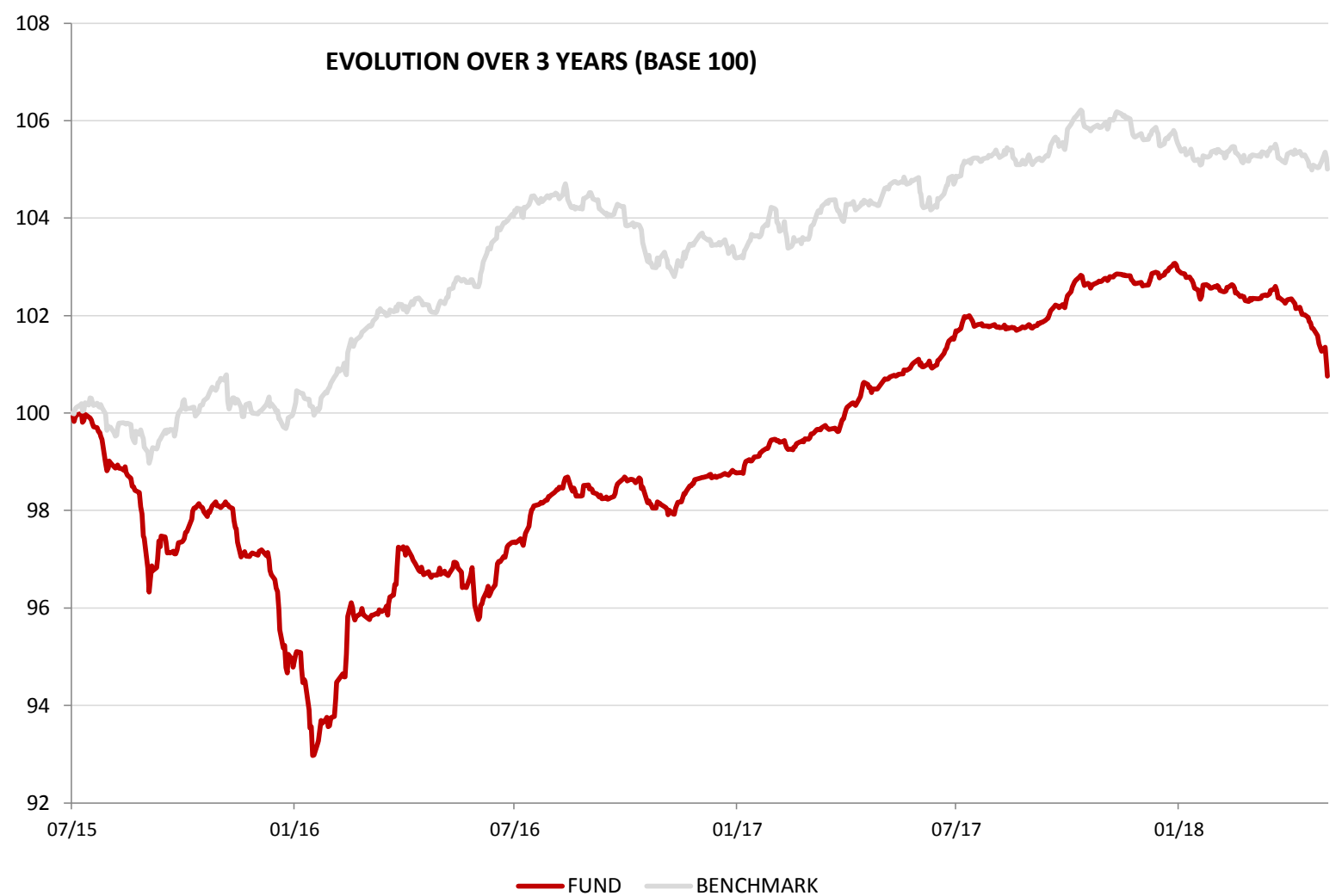
RISK PROFILE

Lower risk/potential reward

Higher risk/potential reward



The risk indicator, based on past volatility, cannot cover all types of risks to which the fund may be exposed. It is possible that the past data used does not constitute a reliable indication of the future risk profile. The category associated with this fund is not a guarantee and can evolve with time. The lowest category is not synonymous with a "riskless" investment.

PERFORMANCE


Past performance is not a guarantee of future performance, nor is it constant with time and does not constitute in any case a guarantee of future performance.

CUMULATIVE PERFORMANCE	1 month	1 year	3 years	3y (ann.)	5 years	5y (ann.)
FUND	-1,55%	0,06%				
BENCHMARK	-0,34%	0,35%				

YEARLY PERFORMANCE	2018	2017	2016	2015	2014	2013
FUND	-1,81%	3,99%	1,53%	-2,81%		
BENCHMARK	-0,57%	1,91%	3,57%	0,06%		

COMPARABLE FUNDS - (168)						
UNIVERSE AVERAGE		2,62%				
FUND QUARTILE IN UNIVERSE		1				

FUND MANAGEMENT COMPANY

Luxcellence Management Company
5 Allée Scheffer
L5220
Luxembourg

FUND MANAGER



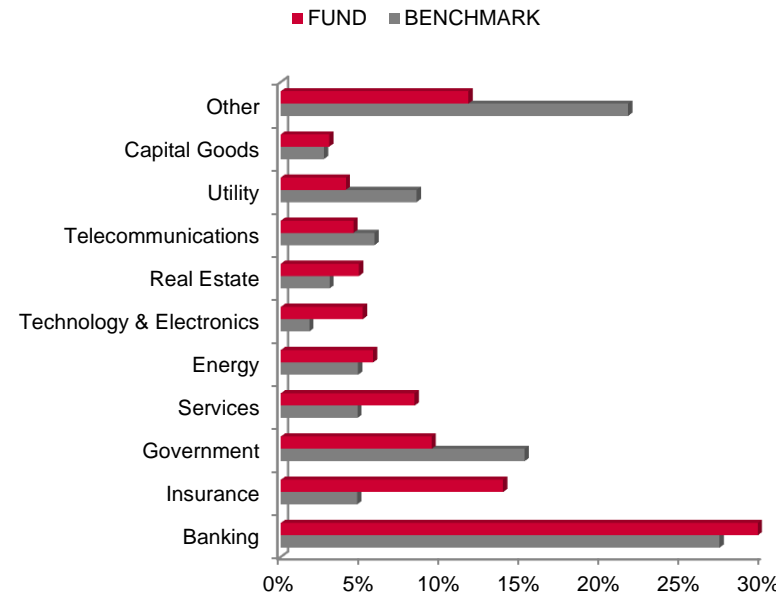
Cyril lafrate
CMG

DISCLAIMER

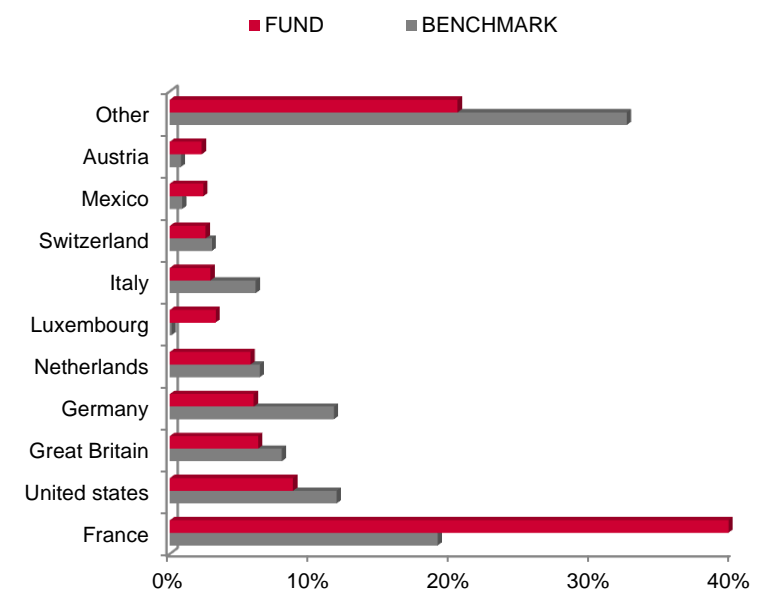
The information contained in this document has as objective to inform the subscriber. This document is not intended as investment advice. No information or statements in this document should be considered as a recommendation. The funds under Monégasque law as well as the SICAV under Luxembourg law are exclusively distributed by Compagnie Monégasque de Banque (CMB). Copies of this document and the complete prospectus can be obtained for free from Compagnie Monégasque de Banque (CMB) and Compagnie Monégasque de Gestion (CMG) as well as from the website www.cmb.mc.

The index data of ICE BoFAML EMU Corporate 1-10 years referenced herein is the property of ICE Data Indices, LLC, its affiliates ("ICE Data") and/or its Third Party Suppliers and has been licensed for use by Compagnie Monégasque de Banque. ICE Data and its Third Party Suppliers accept no liability in connection with its use. See prospectus for a full copy of the Disclaimer.

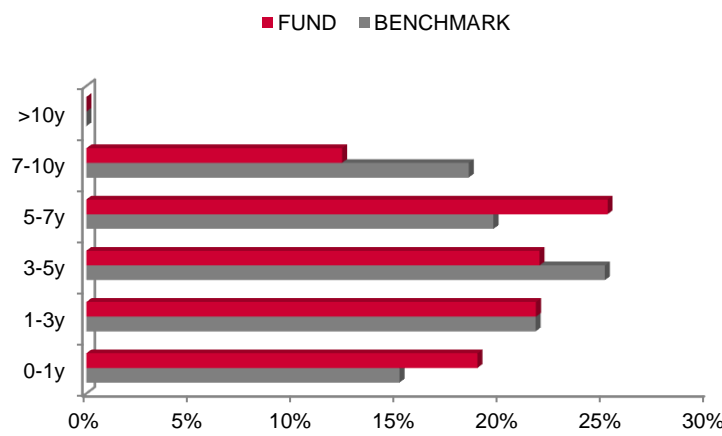
SECTOR ALLOCATION



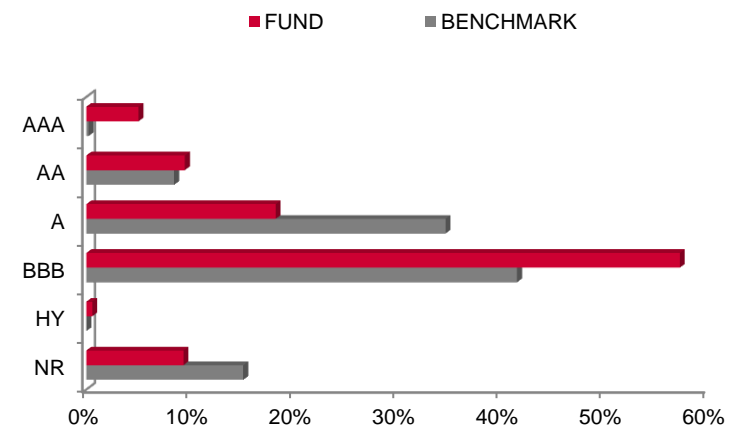
COUNTRY ALLOCATION



MATURITY ALLOCATION



RATING ALLOCATION



RISK INDICATORS

METRICS	INDICATORS
Interest Rate Sensitivity	2,22%
Average Rating	A-
Yield	1,26%
Fund Volatility	1,00%
Maturity (except futures)	3,87

TOP 10 POSITIONS OF 173

NAME	WEIGHT
TOTAL SA	1,7%
BPCE	1,7%
GOLDMAN SACHS GP	1,5%
CITIGROUP INC	1,4%
APPLE INC	1,4%
ING BANK NV	1,4%
CRED AGRICOLE SA	1,3%
MORGAN STANLEY	1,2%
CNP ASSURANCES	1,2%
EP ENERGY AS	1,1%
<i>Total</i>	<i>14,0%</i>

MANAGEMENT COMMENT

See French version.