

CMB GLOBAL LUX - CORPORATE BONDS

Fund under Luxembourg law

Investment Objective

The fund is suitable for clients looking to build an exposure to the Euro denominated corporate bonds market. It is a financial instrument in which the client may invest part of his assets, with a recommended investment horizon of at least 3 years. The objective is to generate capital gains in the medium run. In the case where an investment for a shorter time horizon is considered, the client should be informed about the levels of volatility and risk inherent to bond markets in the short run.

Fund Data

The fund has obtained the permit dated August the 3rd 2015 by the Commission de Contrôle des Activités Financières. The complete prospectus is available to clients at any CMB branch.

Type of fund:

International bonds

Reference currency: Euro

Allotment of results:

Capitalized

Benchmark:

85% Merrill Lynch EMU Corporate 1-10 years 15% Eonia

Recommended investment horizon:

Minimum 3 years

Frequency of net asset value calculation:

Daily

Pricing method:

Closing prices

Conditions of subscription/redemption:

With CMB, valued at the day's close as calculated on the following day for orders placed until 11.00 am

Inception date: July 24th, 2015

Fund manager:

Luxcellence Management Company S.A.
5 Allée Scheffer, L-2520 Luxembourg

Fund manager by delegation:

Cie Monégasque de Gestion SAM
13 bd Princesse Charlotte, Principauté de Monaco

Depository bank:

Caceis BANK Luxembourg
5, allée Scheffer, L-2520 Luxembourg

Publication of the Net Asset Value:

in the "Journal de Monaco" and posted in the head office of CMB and its branches. The Net Asset Value of our funds is published and updated on a regular basis on our web page www.cmb.mc

Net Asset Value as of 31 mai 2017

1.006,98 €

Monthly Performance

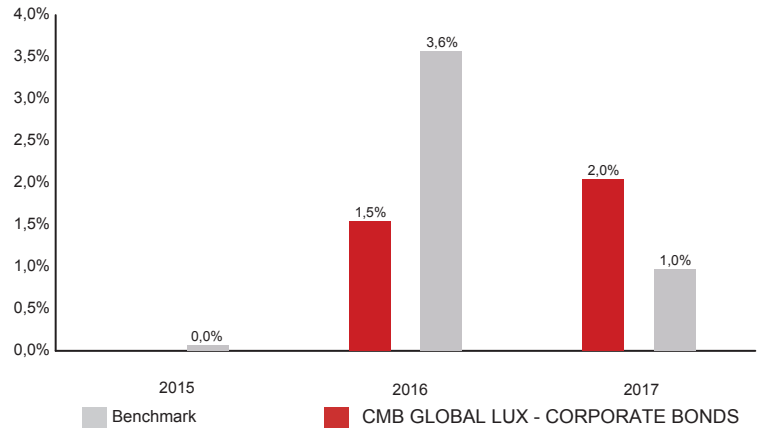
0,58 % YTD

2,05 %

Sensibility

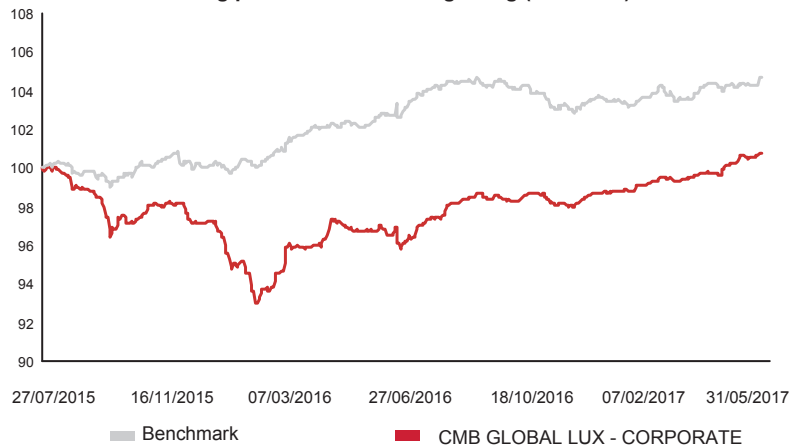
1,87 %

Historic performance



Past performance is not a guarantee of future performance. It should be remembered that the value of investments may fall as well as rise, investors may not get back the amount of money invested, currency movements may have a negative as well as positive influence on returns and past performance is not necessarily an indicator of future performance. Any investment decision should be made solely on the basis of the information and risk warnings contained within the information memorandum and/or prospectus issued by or on behalf of the fund.

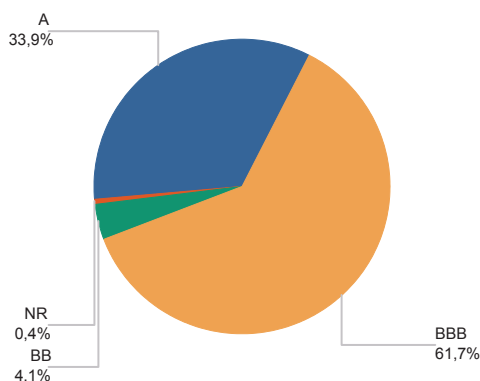
Trailing performance from beginning (basis 100)



Main positions

BPCE S.A. 4.625% 2023	2,5%
TOTAL SA 2.250% 2099	2,5%
GOLDMAN SACHS GROUP INC 2.500% 2021	2,3%
CITIGROUP INC. 1.375% 2021	2,2%
CREDIT AGRICOLE SA 3.030% 2024	2,0%
EP ENERGY A.S 5.875% 2019	1,8%

Rating distribution



Sector distribution

