

Key Data
Net Asset Value as of 30.05.2018

1 134,69 €

Total net assets

26,51 m€

Reference currency

Euro (€)

FUND DATA
Fund under Monegasque Law
Bloomberg Ticker

MONHDYL MN

ISIN code

MC0010000834

Average Dividend

3,5% (Benchmark 2,4%)

Benchmark

95% MSCI World Gross Total Return

Local Currency

5% Eonia

Profit allocation

Yearly distribution

Date of last distribution

09 Apr 2018

Amount distributed

22,73 €

Recommended investment horizon

Minimum 5 years

NAV Frequency

Daily

Management commission

1,50%

Subscription and redemption conditions

Orders are centralised every working day in Monaco at Compagnie Monégasque de Banque at 11.00am, and executed based on the net asset value of that day.

Commissions: subscriptions 2,5%, value date T+2; redemptions 1,0% value date T+2

Inception date

25 November 2013

Depository Bank

Compagnie Monégasque de Banque SAM

23, avenue de la Costa

Principauté de Monaco

NET Asset Value
publication mode

 Published in the "Journal de Monaco" and displayed at the CMB headquarters and in CMB branches. Our funds' net asset values are regularly published and updated on the website www.cmb.mc
INVESTMENT UNIVERSE AND PHILOSOPHY

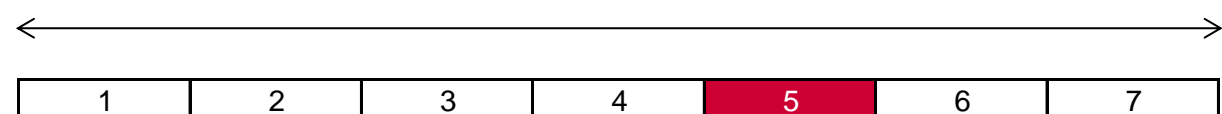
 The fund **MONACTION HIGH DIVIDEND YIELD** invests in international equities from developed countries which offer a large dividend.

The fund is hedged against FX risks and the management is discretionary and conviction based with a selection process that starts from a macroeconomic analysis and finishes with the stock choices (Bottom-up). The fund is diversified across sectors and geographies.

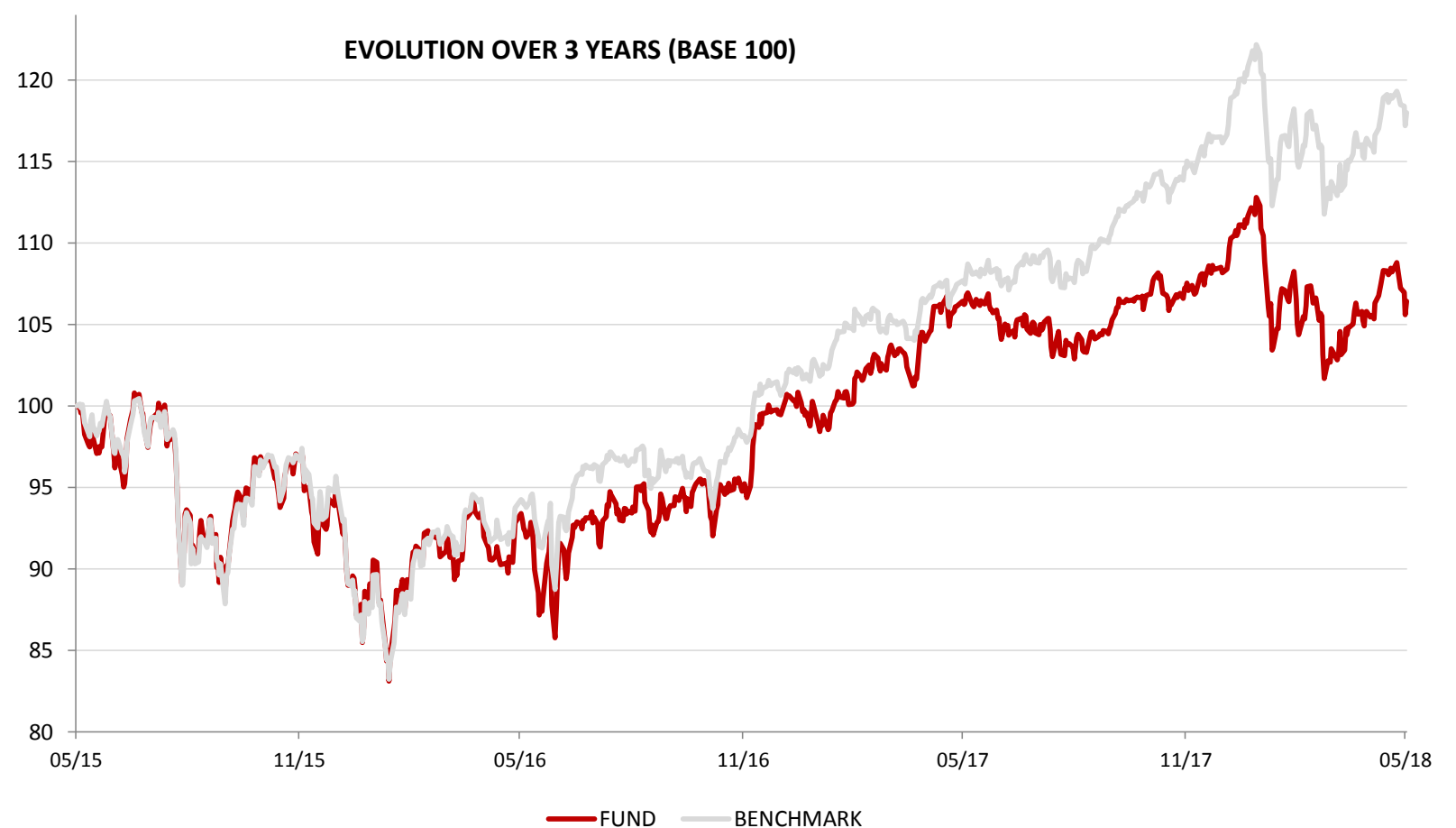
RISK PROFILE

Lower risk/potential reward

Higher risk/potential reward



The risk indicator, based on past volatility, cannot cover all types of risks to which the fund may be exposed. It is possible that the past data used does not constitute a reliable indication of the future risk profile. The category associated with this fund is not a guarantee and can evolve with time. The lowest category is not synonymous with a "riskless" investment.

PERFORMANCE


Past performance is not a guarantee of future performance, nor is it constant with time and does not constitute in any case a guarantee of future performance.

CUMULATIVE PERFORMANCE	1 month	1 year	3 years	3y (ann.)	5 years	5y (ann.)
FUND	0,92%	0,12%	6,41%	2,09%		
BENCHMARK	1,72%	9,77%	17,99%	5,67%		

YEARLY PERFORMANCE	2018	2017	2016	2015	2014	2013
FUND	-1,61%	8,75%	5,74%	1,43%	7,43%	-1,30%
BENCHMARK	1,61%	15,38%	6,45%	0,19%	7,33%	1,97%

COMPARABLE FUNDS - (54)						
MOYENNE UNIVERS		4,51%				
FUND QUARTILE IN UNIVERSE		1				

FUND MANAGEMENT COMPANY

Compagnie Monégasque de
Gestion SAM
13, bd Princesse Charlotte
Principauté de Monaco

FUND MANAGER

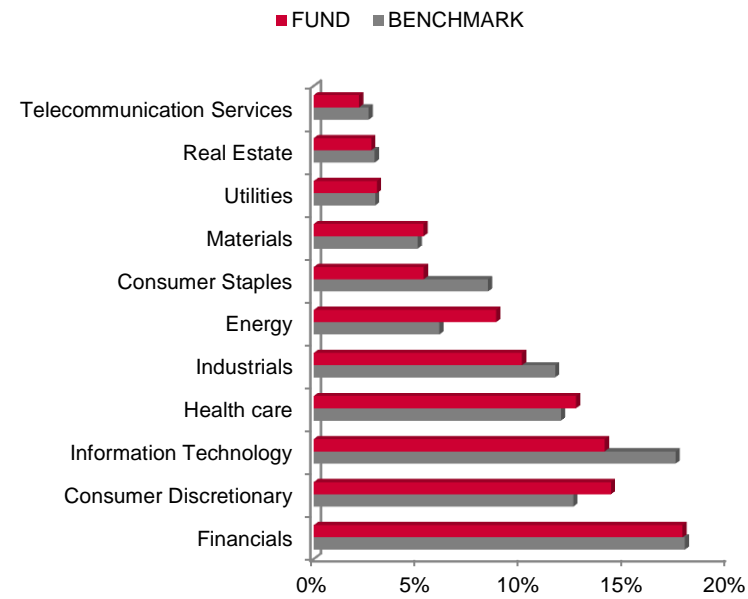


Laura Young
CMG

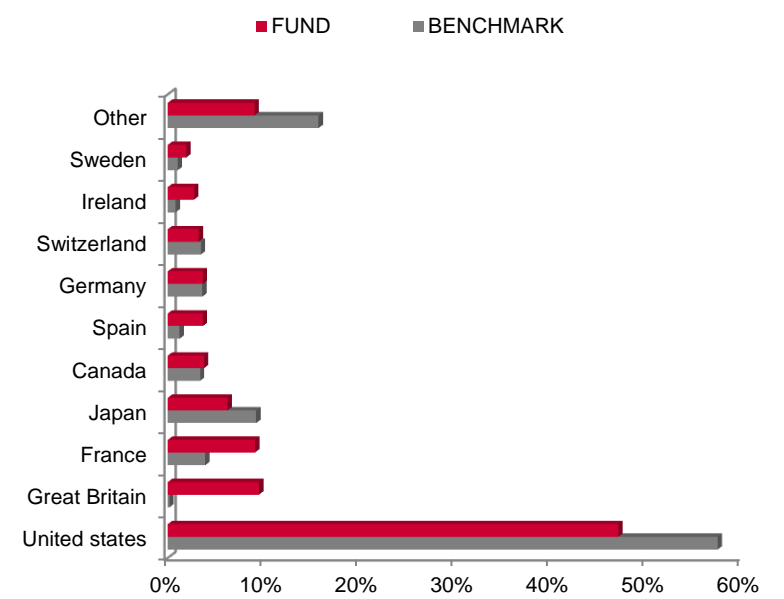
DISCLAIMER

The information contained in this document has as objective to inform the subscriber. This document is not intended as investment advice. No information or statements in this document should be considered as a recommendation. The funds under Monegasque law as well as the SICAV under Luxembourg law are exclusively distributed by Compagnie Monégasque de Banque (CMB). Copies of this document and the complete prospectus can be obtained for free from Compagnie Monégasque de Banque (CMB) and Compagnie Monégasque de Gestion (CMG) as well as from the website www.cmb.mc.

SECTOR ALLOCATION



COUNTRY ALLOCATION



TOP 10 POSITIONS OF 92

NAME	COUNTRY	SECTOR	WEIGHT
CMB GLOBAL LUX SICAV - HI	-	-	2,3%
RIO TINTO PLC	Great Britain	Matieres Permières	2,2%
CISCO SYSTEMS	United states	Technologie	2,0%
MICROSOFT CORP	United states	Technologie	2,0%
PFIZER INC	United states	Soins de Santé	1,8%
LAS VEGAS SANDS	United states	Consom. Discré	1,7%
NORBORD INC	Canada	Matieres Permières	1,7%
APPLE INC	United states	Technologie	1,7%
PAYCHEX INC	United states	Technologie	1,6%
BELLWAY PLC	Great Britain	Consom. Discré	1,6%
Total			18,6%

MANAGEMENT COMMENT

See French version.