

# MONACO HORIZON NOVEMBRE 2018

July 2017  
Fund under Monaco Law

## Investment Objective

The fund targets a return in excess of 5% per annum over the investment period, while being invested in the credit markets in Euro by tailoring a portfolio with an initial investment horizon of 5.5 years which gradually diminishes to zero over the maturity of the Fund.

## Fund Data

The complete prospectus was accredited by the Commission de Contrôle des Activités Financières (CCAF) on May, 21th, 2013 and is available at any CMB branch.

Type of fund: International bonds

Reference currency: Euro

Allotment of results : Annual Coupon

Initial value : 1.000€

Recommended investment horizon :  
Until November 30th, 2015, i.e. 5.5 years from launch date

Last dividend payment date : 28 March 2017  
Dividend amount : 41,95€  
Frequency of net asset value calculation : Daily

Suspension period :  
Until September 27th, 2012, 11:00, or sooner depending on market conditions

Suspension Fee, not dedicated to the Fund : Maximum of 0.5% all taxes included

Redemption Fee, dedicated to the Fund :  
1.0% all taxes included, only applicable for redemptions before October 30th, 2018 11:00. No redemption fee after this date.

Management Fee : 1.0% per annum all taxes included maximum

Inception date : June, 18th 2013

Fund Manager:  
Cie Monégasque de Gestion SAM  
13 bd Princesse Charlotte  
Principauté de Monaco

Fund manager by delegation:  
OFI Asset Management  
1, Rue Vernier  
75017 Paris - France

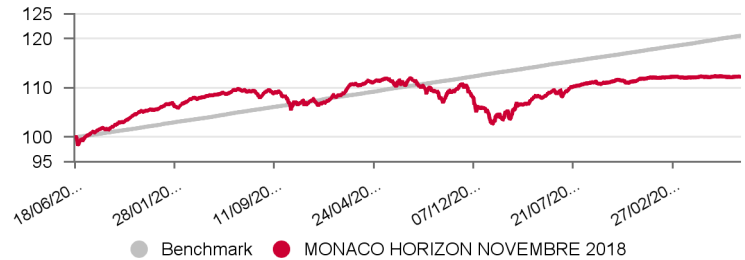
Depository bank:  
Cie Monégasque de Banque SAM  
23 avenue de la Costa  
Principauté de Monaco

Publication of the Net Asset Value:

In the "Journal de Monaco" and posted in the head office of CMB and its branches. The Net Asset Value of our funds is published and updated on a regular basis on our web page [www.cmb.mc](http://www.cmb.mc)

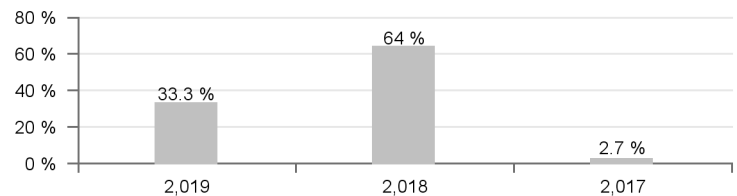
Net Asset Value as of 31 July 2017			<b>952.53 €</b>
Monthly Performance	<b>0.02 %</b>	YTD	<b>0.27 %</b>
		Sensibility	<b>0.78 %</b>

## Trailing performance from beginning (basis 100)

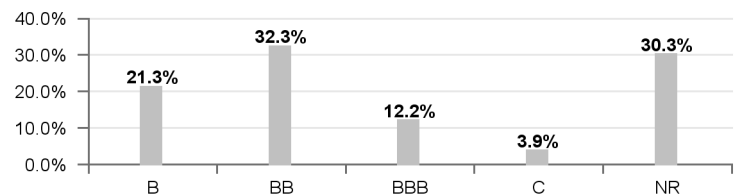


Past performance is not a guarantee of future performance. It should be remembered that the value of investments may fall as well as rise, investors may not get back the amount of money invested, currency movements may have a negative as well as positive influence on returns and past performance is not necessarily an indicator of future performance. Any investment decision should be made solely on the basis of the information and risk warnings contained within the information memorandum and/or prospectus issued by or on behalf of the fund.

## Equity exposure



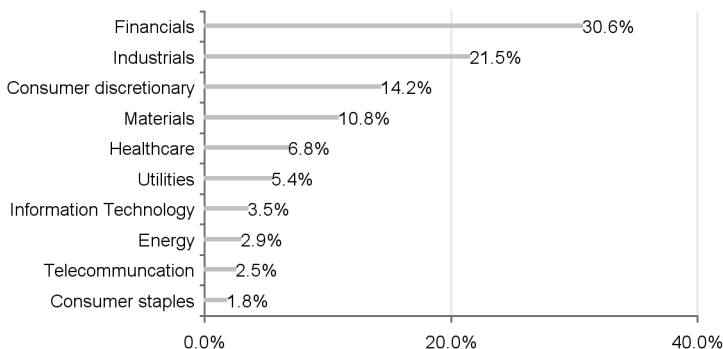
## Rating distribution



## Main positions

5.731% CASINO GUICHARD 10-18 12.11A.....	4.31%
7.375% FIAT FINANCE 11-18 09.07A.....	4.28%
6.125% SALINI 13-18 01.08A.....	4.27%
3.375% TESCO 11-18 02.11A.....	4.19%
2.875% TEVA PHARM IV 12-19 15.04A.....	4.06%
3.00% ARCELORMITTAL 14-19 25.03A.....	3.85%

## Sector distribution



## Geographic distribution

