

**CMB**Compagnie Monégasque
de Banque**Key Data****Net Asset Value as of 31.07.2018**

\$ 1 489,29

Total net assets

\$ 21,42m

Reference currency

US Dollar (\$)

FUND DATA**Fund under Monegasque Law****Bloomberg Ticker**

MONEMMK MN

ISIN code

MC0010000321

Benchmark95% MSCI Daily TR Gross EM USD
5% USD-Libor 1 month**Recommended investment horizon**

Minimum 5 years

Profit allocation

Capitalisation

NAV Frequency

Daily

Management commission

1,50%

Subscription and redemption conditions

Orders are centralised every working day in Monaco at Compagnie Monégasque de Banque at 11.00am, and executed based on the net asset value of that day. Commissions: subscriptions 2,5%, value date T+2; redemptions 1,0% value date T+2

Inception date

11 August 2006

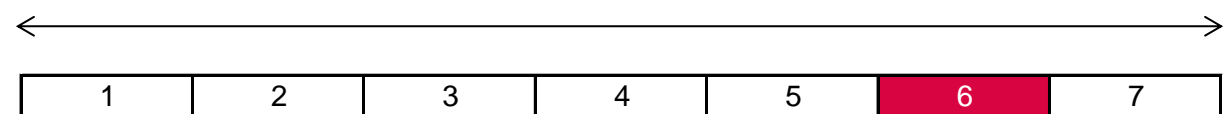
Depository BankCompagnie Monégasque de Banque SAM
23, avenue de la Costa
Principauté de Monaco**Net Asset Value publication mode**Published in the "Journal de Monaco" and displayed at the CMB headquarters and in CMB branches. Our funds' net asset values are regularly published and updated on the website www.cmb.mc**INVESTMENT UNIVERSE AND PHILOSOPHY**The fund **MONACTION EMERGING MARKETS** invests in emerging market equities.

The management is discretionary and conviction based with a GARP/QARP selection process, i.e. privileging the sustainability of earnings growth, strength of the company, long term gain potential, a superior mid-term profitability and a lower than average valuation.

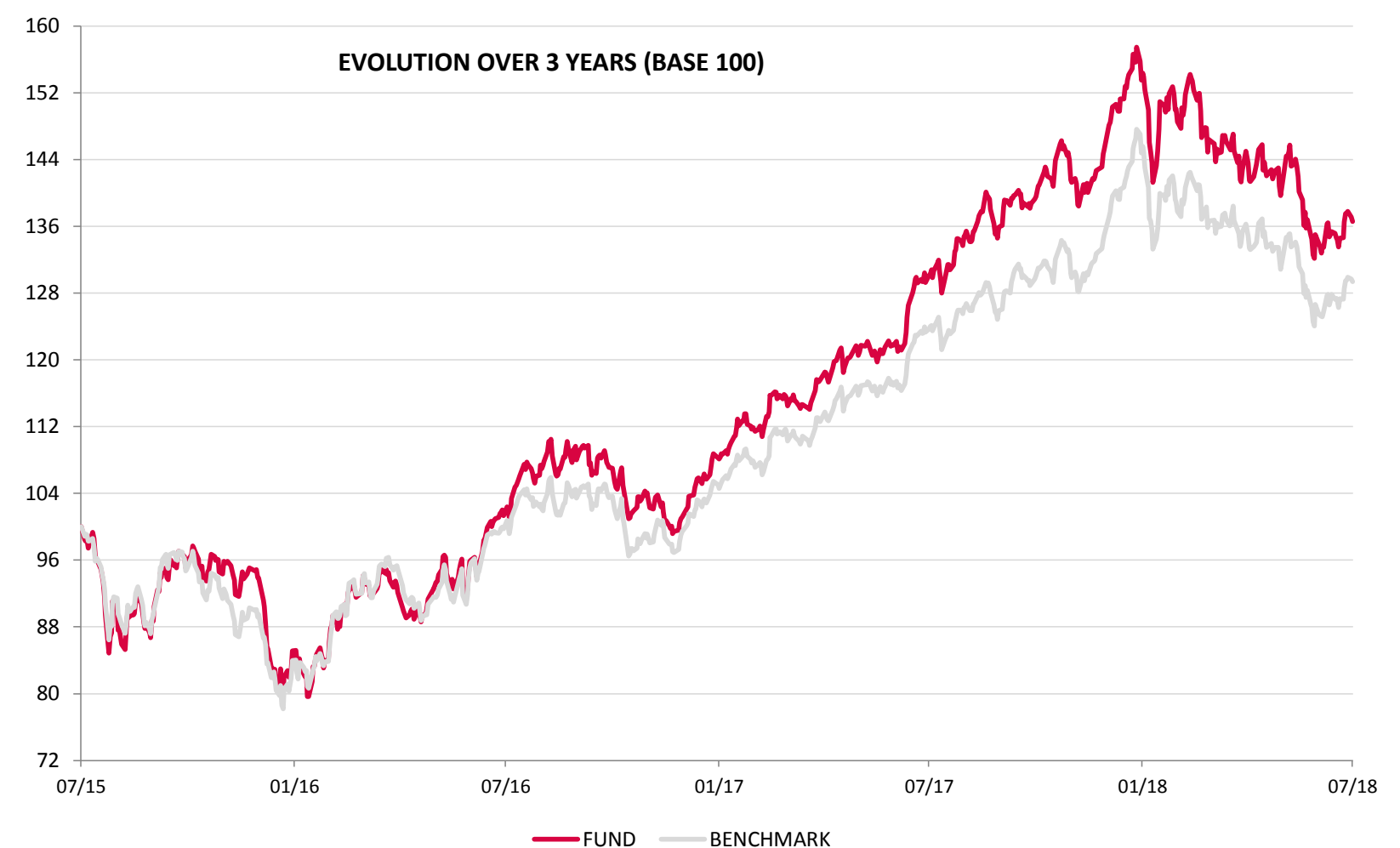
RISK PROFILE

Lower risk/potential reward

Higher risk/potential reward



The risk indicator, based on past volatility, cannot cover all types of risks to which the fund may be exposed. It is possible that the past data used does not constitute a reliable indication of the future risk profile. The category associated with this fund is not a guarantee and can evolve with time. The lowest category is not synonymous with a "riskless" investment.

PERFORMANCE

Past performance is not a guarantee of future performance, nor is it constant with time and does not constitute in any case a guarantee of future performance.

CUMULATIVE PERFORMANCE	1 month	1 year	3 years	3y (ann.)	5 years	5y (ann.)
FUND	1,16%	4,96%	36,57%	10,95%	28,57%	5,15%
BENCHMARK	2,18%	4,63%	29,40%	8,97%	30,25%	5,43%

YEARLY PERFORMANCE	2018	2017	2016	2015	2014	2013
FUND	-5,91%	43,42%	7,82%	-10,42%	-7,69%	-5,06%
BENCHMARK	-4,07%	35,67%	11,10%	-13,86%	-1,69%	-2,10%

COMPARABLE FUNDS - (194)						
UNIVERSE AVERAGE			36,05%			
FUND QUARTILE IN UNIVERSE			1			

**CMB**Compagnie Monégasque
de Banque**FUND MANAGEMENT COMPANY**

Compagnie Monégasque de
Gestion SAM
13, bd Princesse Charlotte
Principauté de Monaco

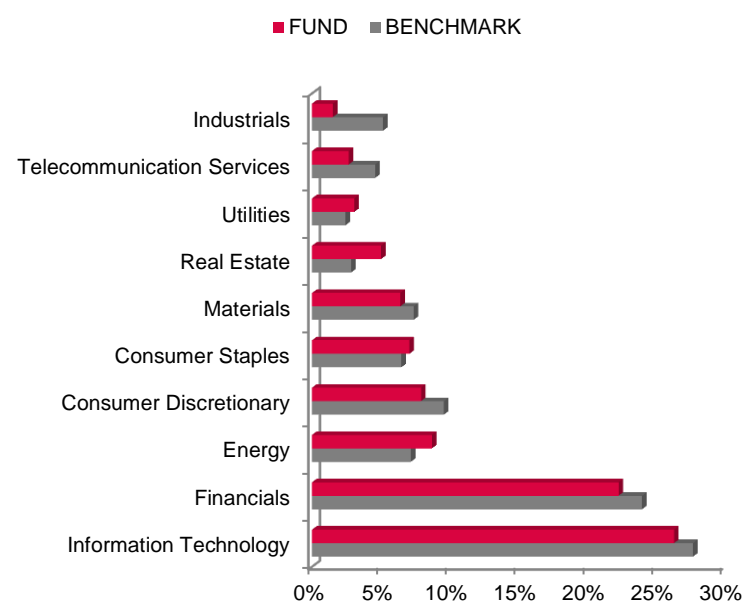
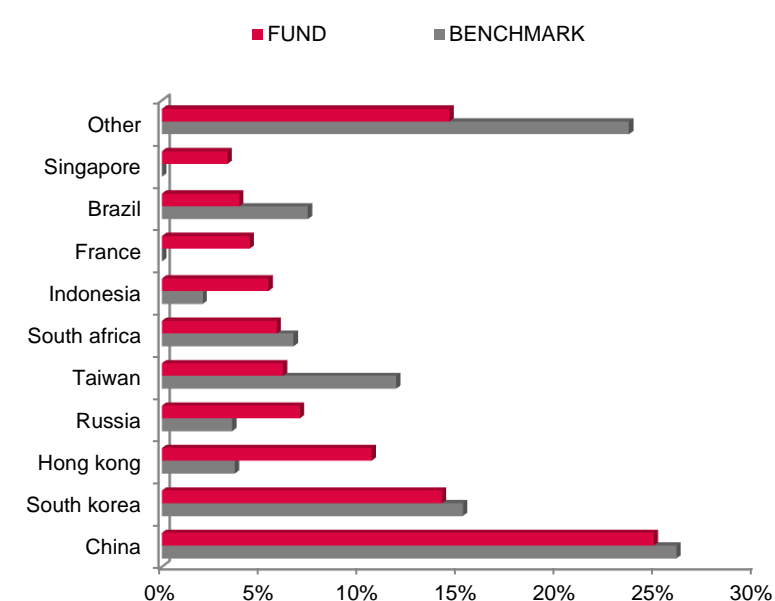
FUND MANAGER

Vontobel
Asset Management

DISCLAIMER

The information contained in this document
has as objective to inform the subscriber.

This document is not intended as
investment advice. No information or
statements in this document should be
considered as a recommendation. The
funds under Monegasque law as well as
the SICAV under Luxembourg law are
exclusively distributed by Compagnie
Monégasque de Banque (CMB). Copies of
this document and the complete
prospectus can be obtained for free from
Compagnie Monégasque de Banque
(CMB) and Compagnie Monégasque de
Gestion (CMG) as well as from the website
www.cmb.mc.

SECTOR ALLOCATION**COUNTRY ALLOCATION****TOP 10 POSITIONS OF 50**

NAME	COUNTRY	SECTOR	WEIGHT
TAIWAN SEMIC-ADR	Taiwan	Information Technology	6,1%
SAMSUN-GDR	South korea	Information Technology	5,7%
TENCENT	China	Information Technology	5,1%
LYX MSCI INDIA	France	-	4,4%
LUKOIL PJSC-ADR	Russia	Energy	4,3%
CNOOC	China	Energy	3,5%
NASPERS LTD-N	South africa	Consumer Discretionary	3,5%
DBS GROUP HLDGS	Singapore	Financials	3,3%
ISH MSCI CHINA A	Ireland	-	3,3%
ICBC-H	China	Finance	3,2%
Total			42,4%

MANAGEMENT COMMENT

See French version.