

# MONACTION EMERGING MARKETS

Fund under Monaco Law

## Investment Objective

The fund is suitable for clients looking to build an exposure in US Dollar to Emerging market equities. It is a financial instrument in which the client may invest part of his assets, with a recommended investment horizon of at least 5 years. The objective of the fund is to generate capital gains in the long run. In the case where an investment for a shorter time horizon is realized, the client should be informed about the levels of volatility and risk inherent to stock markets in the short run.

## Fund Data

Adjustment of the complete prospectus in accordance with the regulations of the Loi 1.339 as of September 7th, 2007 and of the Ordonnance Souveraine 1.285 of September 10th, 2007, approved as of November 24th, 2008 by the Commission de Contrôle des Activités Financières.

The complete prospectus is available to clients at any CMB branch.

Type of fund: Emerging market equities

Reference currency: US Dollar

Allotment of results: Capitalized

Benchmark:  
95% MSCI Daily TR Gross EM USD  
5% USD-LIBOR 1 month

Recommended investment horizon: Minimum 5 years

Frequency of net asset value calculation: Daily

Pricing method: Closing prices

Conditions of subscription/redemption:  
with CMB, valued at the day's close as calculated on the following day for orders placed until 11.00 am

Inception date: August 11th, 2006

Fund manager:  
Cie Monégasque de Gestion SAM  
13 bd Princesse Charlotte  
Principality of Monaco

Fund manager by delegation:  
Bank Vontobel  
Gotthardstrasse 43  
CH8002 Zürich, Suisse

Depository bank:  
Cie Monégasque de Banque SAM  
23 avenue de la Costa  
Principality of Monaco

Publication of the Net Asset Value:  
in the "Journal de Monaco" and posted in the head office of CMB and its branches. The Net Asset Value of our funds is published and updated on

Net Asset Value as of 31 mars 2017

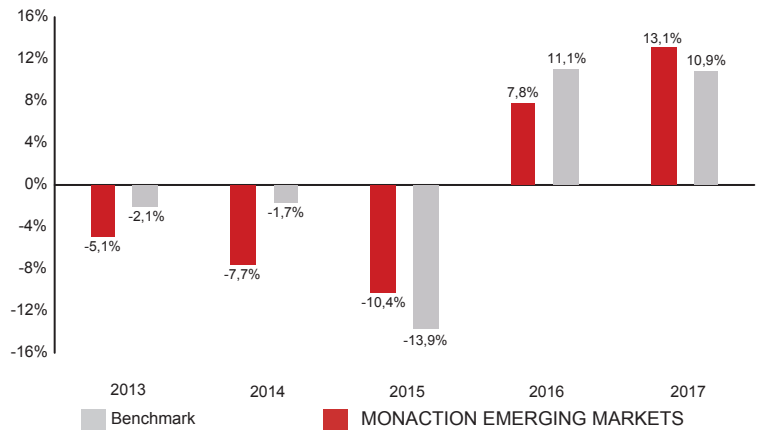
\$ 1.248,54

Monthly Performance

2,48 % YTD

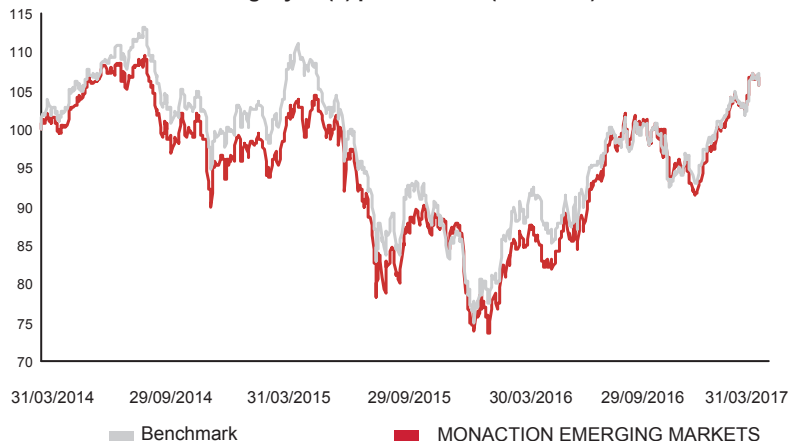
13,14 %

## Historic performance



*Past performance is not a guarantee of future performance. It should be remembered that the value of investments may fall as well as rise, investors may not get back the amount of money invested, currency movements may have a negative as well as positive influence on returns and past performance is not necessarily an indicator of future performance. Any investment decision should be made solely on the basis of the information and risk warnings contained within the information memorandum and/or prospectus issued by or on behalf of the fund.*

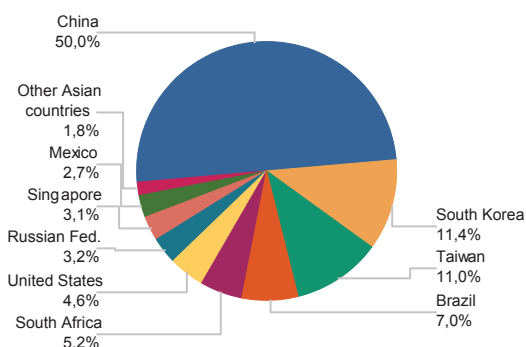
## Trailing 3 year(s) performance (basis 100)



## Main positions

LYXOR MSCI INDIA B (India)	7,3%
SAMSUNG ELECT GDR (South Korea)	6,3%
TAIWAN SEMIC.ADR 5 ACT (Taiwan)	6,3%
TENCENT HOLDINGS LTD (China)	5,1%
KROTON EDUCACIONAL SA (Brazil)	3,8%
NETEASE.COM ADR (China)	3,5%

## Geographic distribution



## Sector distribution

