

**CMB**Compagnie Monégasque
de Banque**Key Data****Net Asset Value as of 31.01.2019**

\$ 1 466,42

Total net assets

\$ 15,91m

Reference currency

US Dollar (\$)

FUND DATA**Fund under Monegasque Law****Bloomberg Ticker**

MONEMMK MN

ISIN code

MC0010000321

Benchmark95% MSCI Daily TR Gross EM USD
5% USD-Libor 1 month**Recommended investment horizon**

Minimum 5 years

Profit allocation

Capitalisation

NAV Frequency

Daily

Management commission

1,50%

Subscription and redemption conditions

Orders are centralised every working day in Monaco at Compagnie Monégasque de Banque at 11.00am, and executed based on the net asset value of that day. Commissions: subscriptions 2,5%, value date T+2; redemptions 1,0% value date T+2

Inception date

11 August 2006

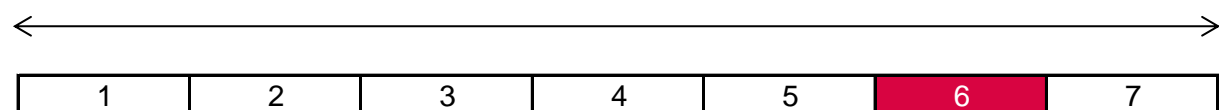
Depository BankCompagnie Monégasque de Banque SAM
23, avenue de la Costa
Principauté de Monaco**Net Asset Value****publication mode**Published in the "Journal de Monaco" and displayed at the CMB headquarters and in CMB branches. Our funds' net asset values are regularly published and updated on the website www.cmb.mc**INVESTMENT UNIVERSE AND PHILOSOPHY**The fund **MONACTION EMERGING MARKETS** invests in emerging market equities.

The management is discretionary and conviction based with a GARP/QARP selection process, i.e. privileging the sustainability of earnings growth, strength of the company, long term gain potential, a superior mid-term profitability and a lower than average valuation.

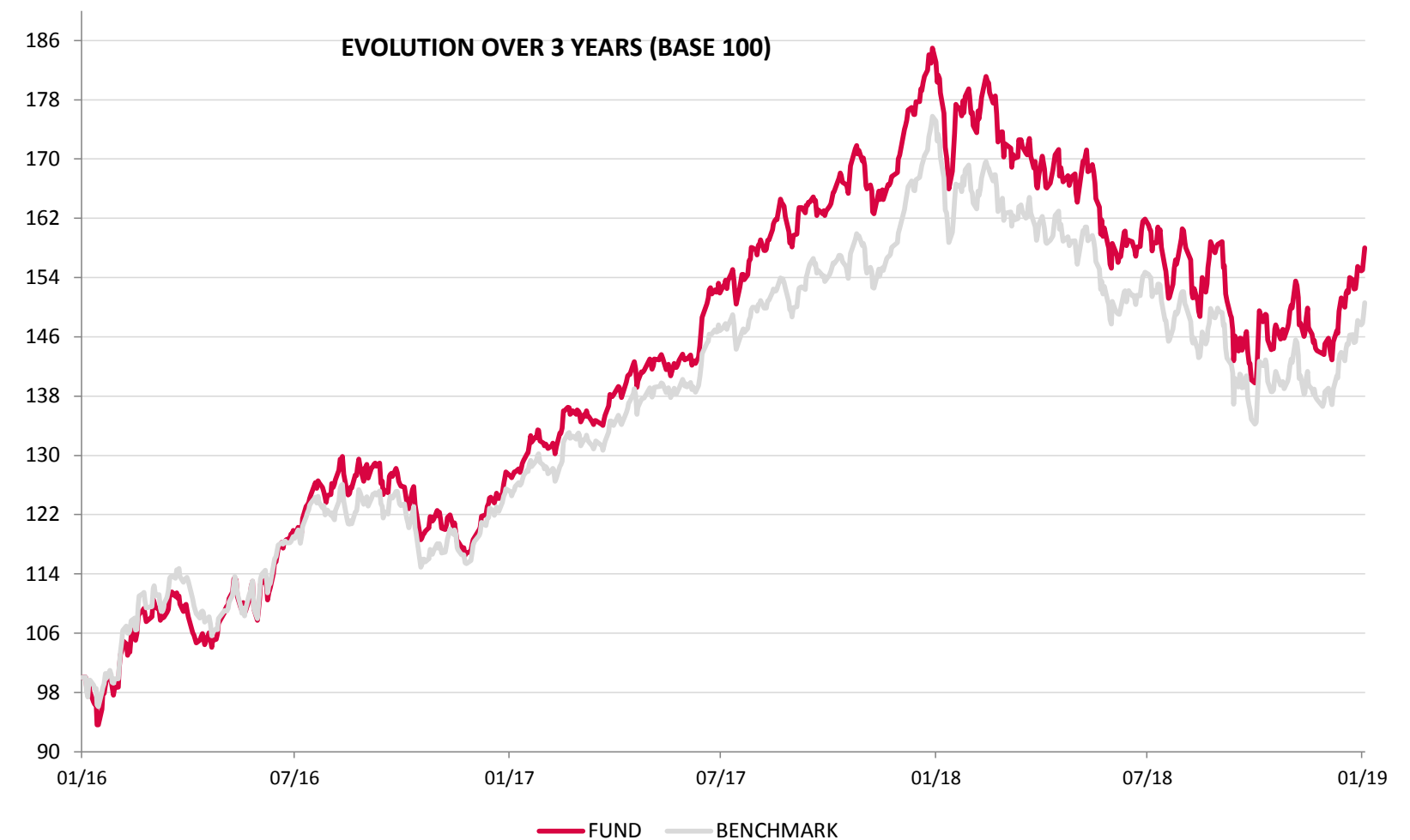
RISK PROFILE

Lower risk/potential reward

Higher risk/potential reward



The risk indicator, based on past volatility, cannot cover all types of risks to which the fund may be exposed. It is possible that the past data used does not constitute a reliable indication of the future risk profile. The category associated with this fund is not a guarantee and can evolve with time. The lowest category is not synonymous with a "riskless" investment.

PERFORMANCE

Past performance is not a guarantee of future performance, nor is it constant with time and does not constitute in any case a guarantee of future performance.

CUMULATIVE PERFORMANCE	1 month	1 year	3 years	3y (ann.)	5 years	5y (ann.)
FUND	8,35%	-12,88%	57,99%	16,47%	28,27%	5,11%
BENCHMARK	8,32%	-13,11%	50,61%	14,63%	27,55%	4,99%

YEARLY PERFORMANCE	2019	2018	2017	2016	2015	2014
FUND	8,35%	-14,49%	43,42%	7,82%	-10,42%	-7,69%
BENCHMARK	8,32%	-13,43%	35,67%	11,10%	-13,86%	-1,69%

COMPARABLE FUNDS - (194)						
UNIVERSE AVERAGE			36,05%			
FUND QUARTILE IN UNIVERSE			1			

**CMB**Compagnie Monégasque
de Banque**FUND MANAGEMENT COMPANY**

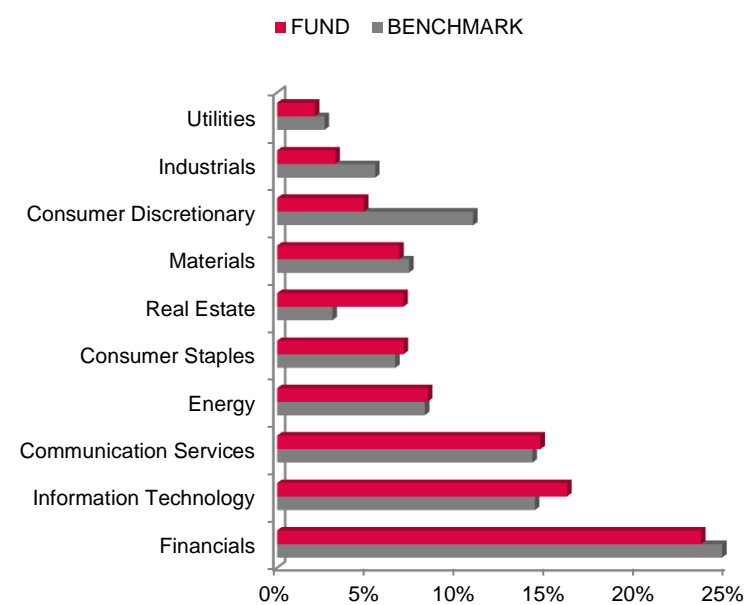
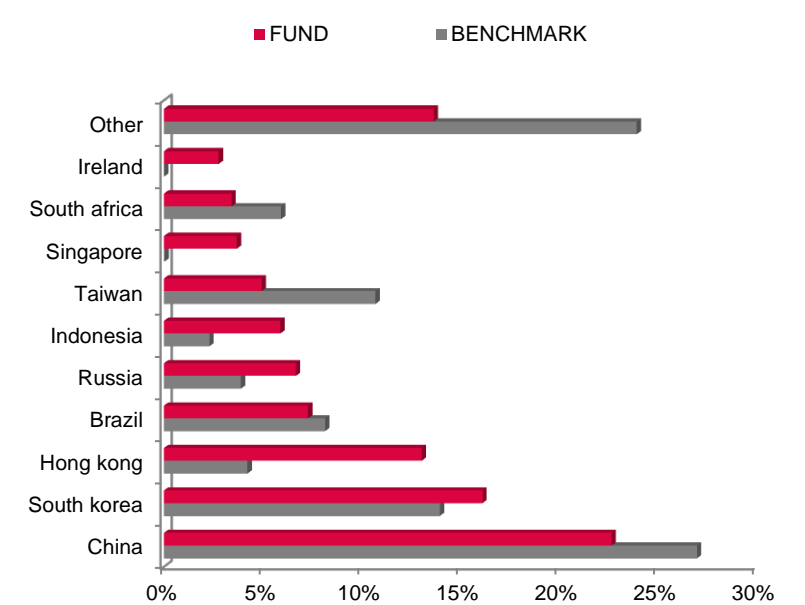
Compagnie Monégasque de
Gestion SAM
13, bd Princesse Charlotte
Principauté de Monaco

FUND MANAGER

Vontobel
Asset Management

DISCLAIMER

The information contained in this document has as objective to inform the subscriber. This document is not intended as investment advice. No information or statements in this document should be considered as a recommendation. The funds under Monegasque law as well as the SICAV under Luxembourg law are exclusively distributed by Compagnie Monégasque de Banque (CMB). Copies of this document and the complete prospectus can be obtained for free from Compagnie Monégasque de Banque (CMB) and Compagnie Monégasque de Gestion (CMG) as well as from the website www.cmb.mc.

SECTOR ALLOCATION**COUNTRY ALLOCATION****TOP 10 POSITIONS OF 44**

NAME	COUNTRY	SECTOR	WEIGHT
SAMSUN-GDR	South korea	Information Technology	5,4%
TENCENT	China	Communication Services	5,1%
TAIWAN SEMIC-ADR	Taiwan	Information Technology	4,9%
LUKOIL PJSC-ADR	Russia	Energy	4,0%
DBS GROUP HLDGS	Singapore	Financials	3,7%
BANK RAKYAT INDO	Indonesia	Financials	3,5%
CNOOC	China	Energy	3,4%
B3 SA	Brazil	Financials	3,3%
NCSOFT CORP	South korea	Communication Services	3,3%
NASPERS LTD-N	South africa	Serv. Com	2,9%
Total			39,6%

MANAGEMENT COMMENT

See French version.