

Key Data
Net Asset Value as of 30.05.2018

\$ 660,95

Total net assets

\$ 27,80m

Reference currency

US Dollar (\$)

FUND DATA
Fund under Monegasque Law
Bloomberg Ticker

MONACUS MN

ISIN code

MC0010000032

Benchmark

95% MSCI USA Total Return

5% USD-Libor 1 month

Recommended investment horizon

Minimum 5 years

Profit allocation

Capitalisation

NAV Frequency

Daily

Management commission

2,00%

Subscription and redemption conditions

Orders are centralised every working day in Monaco at Compagnie Monégasque de Banque at 11.00am, and executed based on the net asset value of that day.

Commissions: subscriptions 2,5%, value date T+2; redemptions 2,0% value date T+2

Inception date

28 September 2001

Depository Bank

Compagnie Monégasque de Banque SAM

23, avenue de la Costa

Principauté de Monaco

Net Asset Value
publication mode

 Published in the "Journal de Monaco" and displayed at the CMB headquarters and in CMB branches. Our funds' net asset values are regularly published and updated on the website www.cmb.mc
INVESTMENT UNIVERSE AND PHILOSOPHY

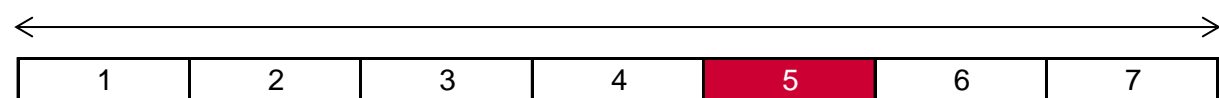
 The fund **MONACTION USA** invests in large cap American equities.

The management is discretionary and conviction based and the fund is concentrated (approximately 20 stocks). The selection process focusses on growth and prioritises stocks with growth that is esteemed to be sustainable.

RISK PROFILE

Lower risk/potential reward

Higher risk/potential reward



The risk indicator, based on past volatility, cannot cover all types of risks to which the fund may be exposed. It is possible that the past data used does not constitute a reliable indication of the future risk profile. The category associated with this fund is not a guarantee and can evolve with time. The lowest category is not synonymous with a "riskless" investment.

PERFORMANCE


Past performance is not a guarantee of future performance, nor is it constant with time and does not constitute in any case a guarantee of future performance.

CUMULATIVE PERFORMANCE	1 month	1 year	3 years	3y (ann.)	5 years	5y (ann.)
FUND	3,23%	12,10%	30,07%	9,16%	64,59%	10,48%
BENCHMARK	2,91%	13,08%	27,99%	8,57%	64,17%	10,42%

YEARLY PERFORMANCE	2018	2017	2016	2015	2014	2013
FUND	5,21%	20,04%	6,37%	-0,12%	10,74%	24,00%
BENCHMARK	2,59%	18,52%	8,81%	-0,66%	10,56%	28,22%

COMPARABLE FUNDS - (161)						
UNIVERSE AVERAGE		18,98%				
FUND QUARTILE IN UNIVERSE		1				

FUND MANAGEMENT COMPANY

Compagnie Monégasque de
Gestion SAM
13, bd Princesse Charlotte
Principauté de Monaco

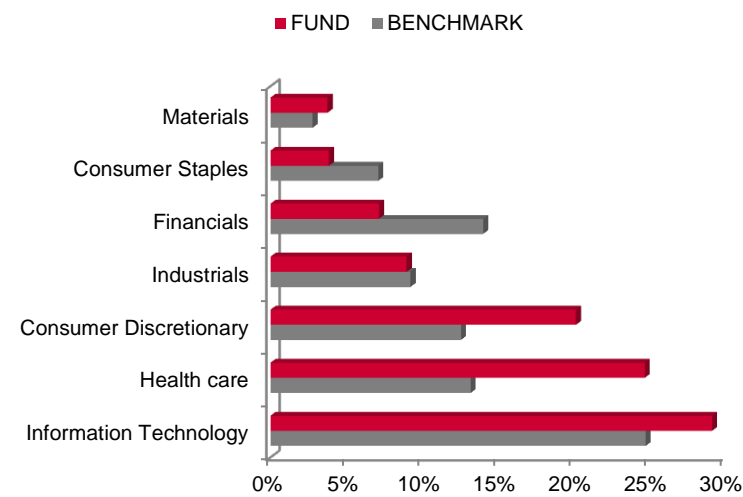
FUND MANAGER

W. P. STEWART

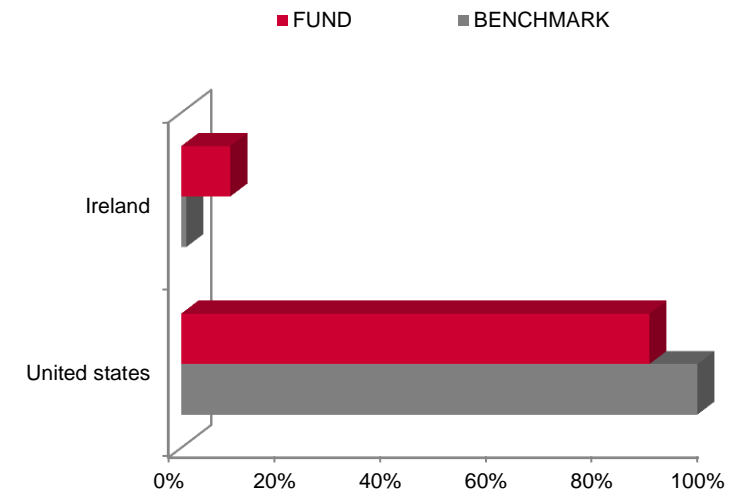
DISCLAIMER

The information contained in this document has as objective to inform the subscriber. This document is not intended as investment advice. No information or statements in this document should be considered as a recommendation. The funds under Monegasque law as well as the SICAV under Luxembourg law are exclusively distributed by Compagnie Monégasque de Banque (CMB). Copies of this document and the complete prospectus can be obtained for free from Compagnie Monégasque de Banque (CMB) and Compagnie Monégasque de Gestion (CMG) as well as from the website www.cmb.mc.

SECTOR ALLOCATION



COUNTRY ALLOCATION



TOP 10 POSITIONS OF 20

NAME	COUNTRY	SECTOR	WEIGHT
ABBOTT LABS	United states	Health care	7,7%
SCHWAB (CHARLES)	United states	Financials	7,2%
ALPHABET INC-C	United states	Information Technology	6,0%
GARTNER INC	United states	Information Technology	5,9%
ULTA BEAUTY INC	United states	Consumer Discretionary	5,5%
BOOKING HOLDINGS	United states	Consumer Discretionary	5,3%
MASTERCARD INC-A	United states	Information Technology	4,9%
APTIV PLC	Ireland	Consumer Discretionary	4,9%
WEST PHARMACEUT	United states	Health care	4,6%
VERISK ANALYTI	United states	Industrials	4,6%
Total			56,7%

MANAGEMENT COMMENT

See French version.