



Key Data

Net Asset Value as of 31.07.2018

\$ 1 292,69

Total net assets

\$ 15,11m

Reference currency

US Dollar (\$)

FUND DATA

Fund under Monegasque Law

Bloomberg Ticker

MONPVEU MN

ISIN code

MC0009778903

Benchmark

95% MSCI World Gross Total Return

Local Currency

5% Eonia

Recommended investment horizon

Minimum 5 years

Profit allocation

Capitalisation

NAV Frequency

Daily

Management commission

1,00%

Subscription and redemption conditions

Orders are centralised every working day in Monaco at Compagnie Monégasque de Banque at 11.00am, and executed based on the net asset value of that day.

Commissions: subscriptions 2,5%, value date T+2; redemptions 1,0% value date T+2

Inception date

05 July 2016

Depository Bank

Compagnie Monégasque de Banque SAM
23, avenue de la Costa
Principauté de Monaco

Net Asset Value publication mode

Published in the "Journal de Monaco" and displayed at the CMB headquarters and in CMB branches. Our funds' net asset values are regularly published and updated on the website www.cmb.mc

INVESTMENT UNIVERSE AND PHILOSOPHY

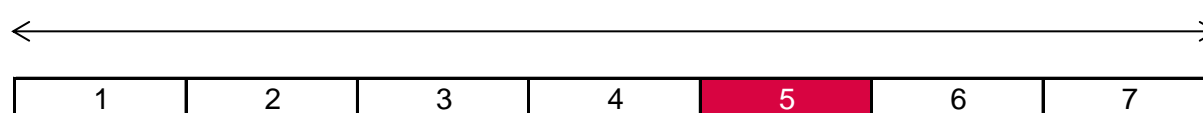
The fund **MONACTION INTERNATIONAL USD** invests in international equities from developed countries and is hedged against FX risks.

The management is discretionary and conviction based with a selection process that is based on the stock choice ("Bottom-up") and integrates a macroeconomic analysis.

RISK PROFILE

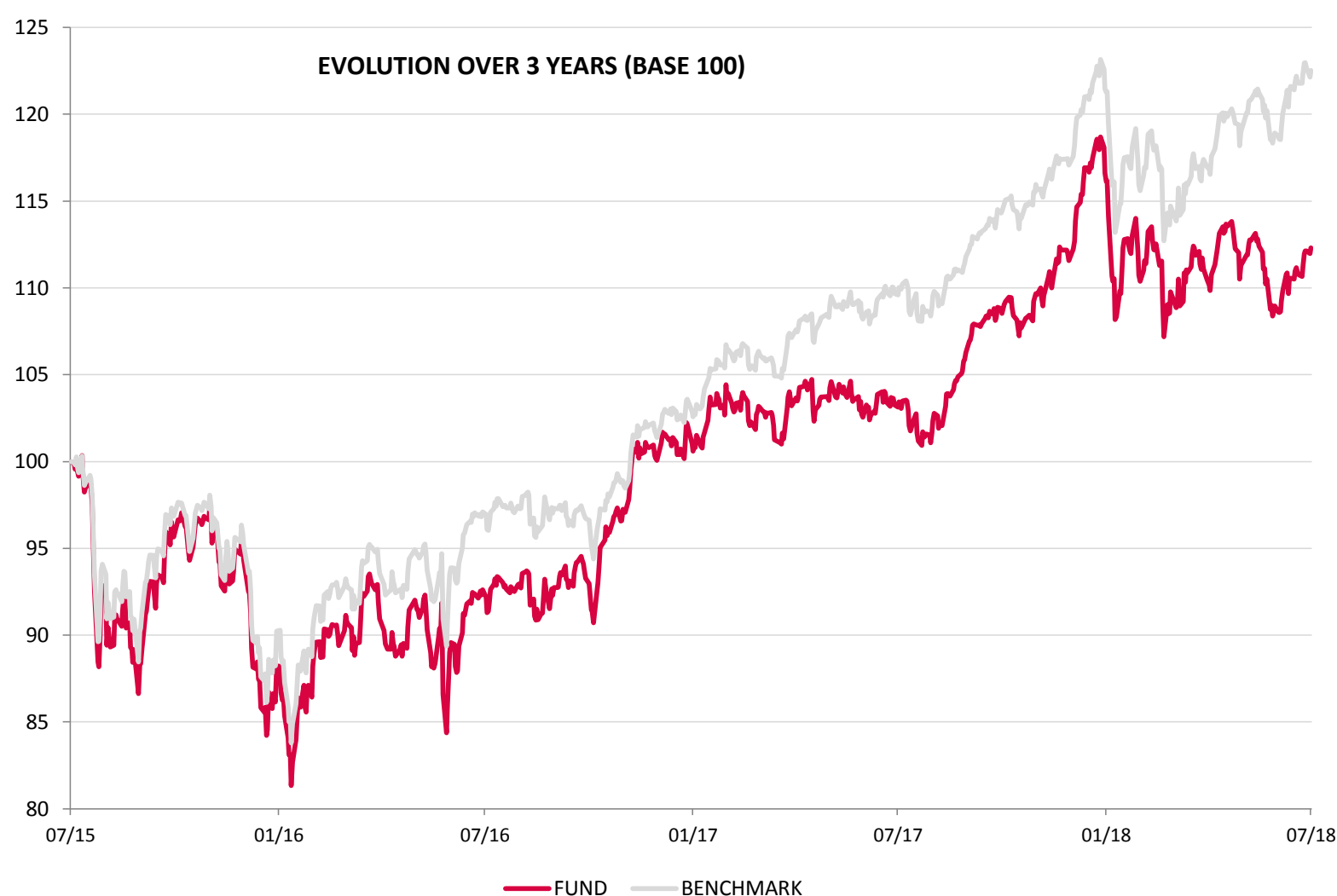
Lower risk/potential reward

Higher risk/potential reward



The risk indicator, based on past volatility, cannot cover all types of risks to which the fund may be exposed. It is possible that the past data used does not constitute a reliable indication of the future risk profile. The category associated with this fund is not a guarantee and can evolve with time. The lowest category is not synonymous with a "riskless" investment.

PERFORMANCE



Past performance is not a guarantee of future performance, nor is it constant with time and does not constitute in any case a guarantee of future performance.

CUMULATIVE PERFORMANCE	1 month	1 year	3 years	3y (ann.)	5 years	5y (ann.)
FUND	3,08%	8,90%	12,31%	3,95%	32,44%	5,78%
BENCHMARK	3,02%	11,79%	22,52%	7,01%	50,69%	8,55%

YEARLY PERFORMANCE	2018	2017	2016	2015	2014	2013
FUND	0,65%	11,50%	6,08%	-1,00%	3,90%	23,39%
BENCHMARK	4,67%	15,47%	6,49%	0,20%	7,34%	24,83%

COMPARABLE FUNDS - (280)						
UNIVERSE AVERAGE		22,71%				
FUND QUARTILE IN UNIVERSE		4				



CMB

Compagnie Monégasque
de Banque

MONACTION INTERNATIONAL USD

July 2018

FUND MANAGEMENT COMPANY

Compagnie Monégasque de
Gestion SAM
13, bd Princesse Charlotte
Principauté de Monaco

FUND MANAGER

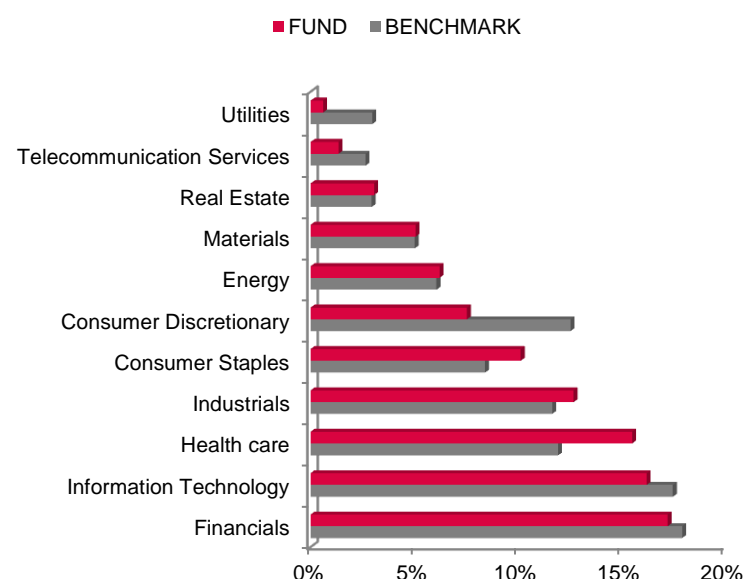


Eric Tournier
CMG

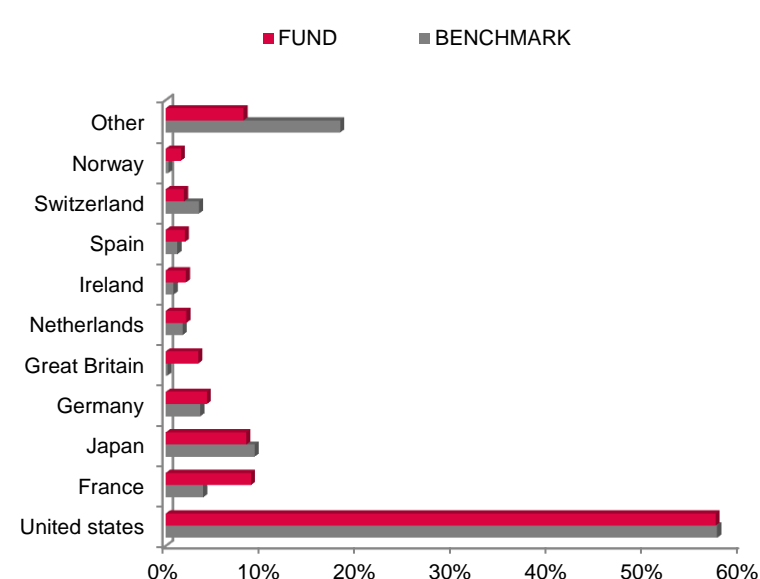
DISCLAIMER

The information contained in this document has as objective to inform the subscriber. This document is not intended as investment advice. No information or statements in this document should be considered as a recommendation. The funds under Monegasque law as well as the SICAV under Luxembourg law are exclusively distributed by Compagnie Monégasque de Banque (CMB). Copies of this document and the complete prospectus can be obtained for free from Compagnie Monégasque de Banque (CMB) and Compagnie Monégasque de Gestion (CMG) as well as from the website www.cmb.mc.

SECTOR ALLOCATION



COUNTRY ALLOCATION



TOP 10 POSITIONS OF 73

NAME	COUNTRY	SECTOR	WEIGHT
MICROSOFT CORP	United states	Information Technology	4,2%
CISCO SYSTEMS	United states	Information Technology	3,3%
BANK OF AMERICA	United states	Financials	3,3%
ABBOTT LABS	United states	Health care	2,4%
MYLAN NV	United states	Health care	2,3%
SANOFI	France	Health care	2,3%
JP MORGAN CHASE	United states	Financials	2,2%
VOYA FINANCIAL I	United states	Financials	2,2%
PERRIGO CO PLC	Ireland	Health care	2,1%
FANUC CORP	Japan	Industrials	2,1%
Total			26,4%

MANAGEMENT COMMENT

See French version.