

**CMB**Compagnie Monégasque
de Banque**MONACTION INTERNATIONAL ESG USD**

February 2019

Key Data**Net Asset Value as of 28.02.2019**

\$ 1 203,17

Total net assets

\$ 12,35m

Reference currency

US Dollar (\$)

FUND DATA**Fund under Monegasque Law****Bloomberg Ticker**

MONPVEU MN

ISIN code

MC0010000990

Benchmark

95% MSCI World Gross Total Return

Local Currency

5% Eonia

Recommended investment horizon

Minimum 5 years

Profit allocation

Capitalisation

NAV Frequency

Daily

Management commission

1,00%

Subscription and redemption conditions

Orders are centralised every working day in Monaco at Compagnie Monégasque de Banque at 11.00am, and executed based on the net asset value of that day.

Commissions: subscriptions 2,5%, value date T+2; redemptions 1,0% value date T+2

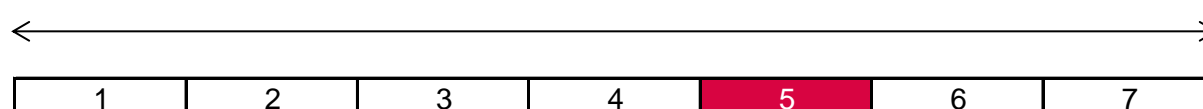
Inception date

05 July 2016

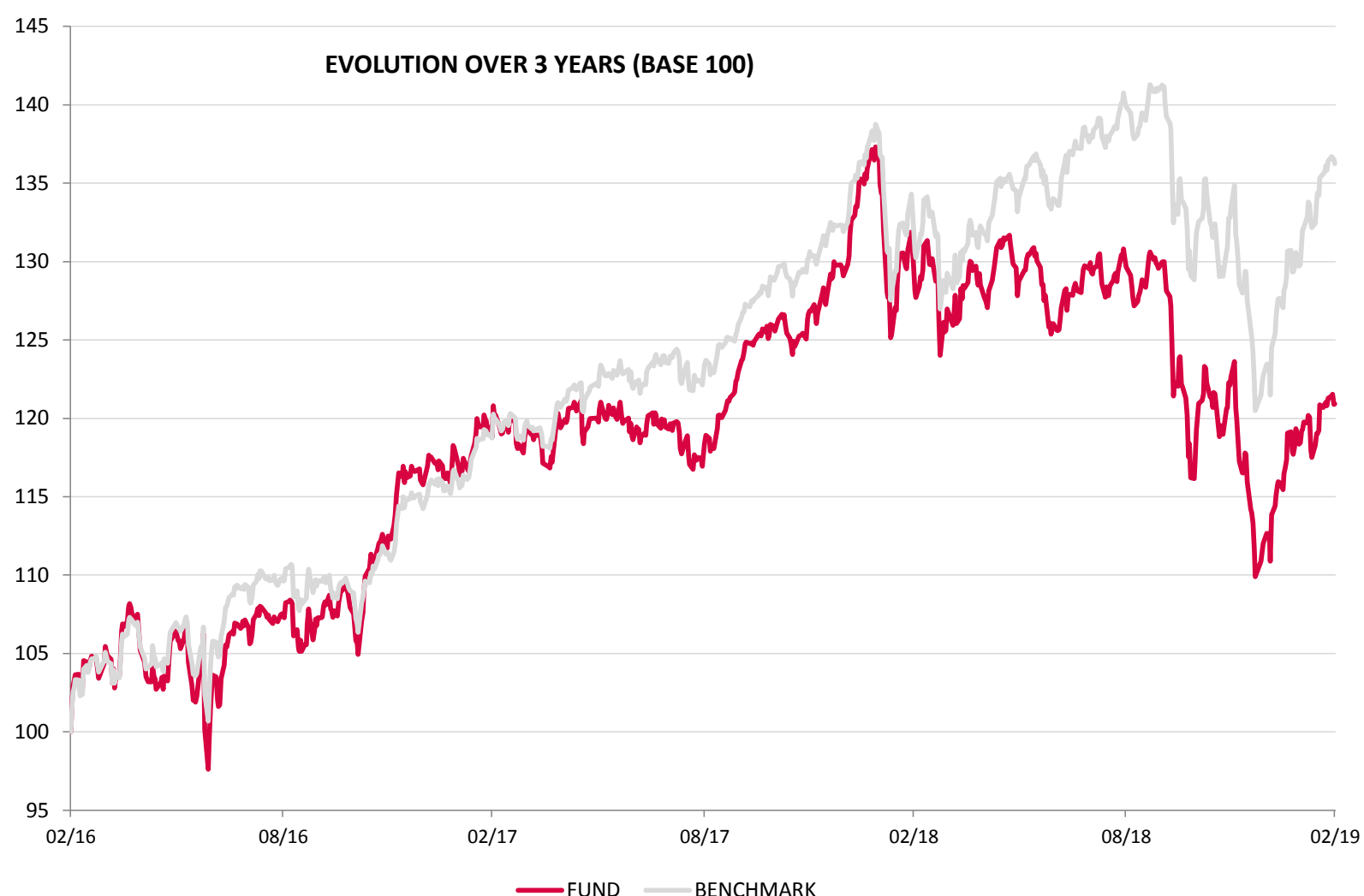
Depository BankCompagnie Monégasque de Banque SAM
23, avenue de la Costa
Principauté de Monaco**Net Asset Value publication mode**Published in the "Journal de Monaco" and displayed at the CMB headquarters and in CMB branches. Our funds' net asset values are regularly published and updated on the website www.cmb.mc**INVESTMENT UNIVERSE AND PHILOSOPHY**The fund **MONACTION INTERNATIONAL ESG USD** invests in international listed equities with robust environmental, social and governance (ESG) criteria relative to their sector through capital appreciation and diversification.**RISK PROFILE**

Lower risk/potential reward

Higher risk/potential reward



The risk indicator, based on past volatility, cannot cover all types of risks to which the fund may be exposed. It is possible that the past data used does not constitute a reliable indication of the future risk profile. The category associated with this fund is not a guarantee and can evolve with time. The lowest category is not synonymous with a "riskless" investment.

PERFORMANCE

Past performance is not a guarantee of future performance, nor is it constant with time and does not constitute in any case a guarantee of future performance.

CUMULATIVE PERFORMANCE	1 month	1 year	3 years	3y (ann.)	5 years	5y (ann.)
FUND	1,39%	-6,75%	20,93%	6,54%	14,73%	2,79%
BENCHMARK	3,23%	3,12%	36,25%	10,86%	35,86%	6,32%

YEARLY PERFORMANCE	2019	2018	2017	2016	2015	2014
FUND	7,35%	-12,73%	11,50%	6,08%	-1,00%	3,90%
BENCHMARK	10,37%	-6,40%	15,47%	6,49%	0,20%	7,34%

COMPARABLE FUNDS - (280)						
UNIVERSE AVERAGE		-11,07%	22,71%			
FUND QUARTILE IN UNIVERSE		3	4			



CMB

Compagnie Monégasque
de Banque

MONACTION INTERNATIONAL ESG USD

February 2019

FUND MANAGEMENT COMPANY

Compagnie Monégasque de
Gestion SAM
13, bd Princesse Charlotte
Principauté de Monaco

FUND MANAGER

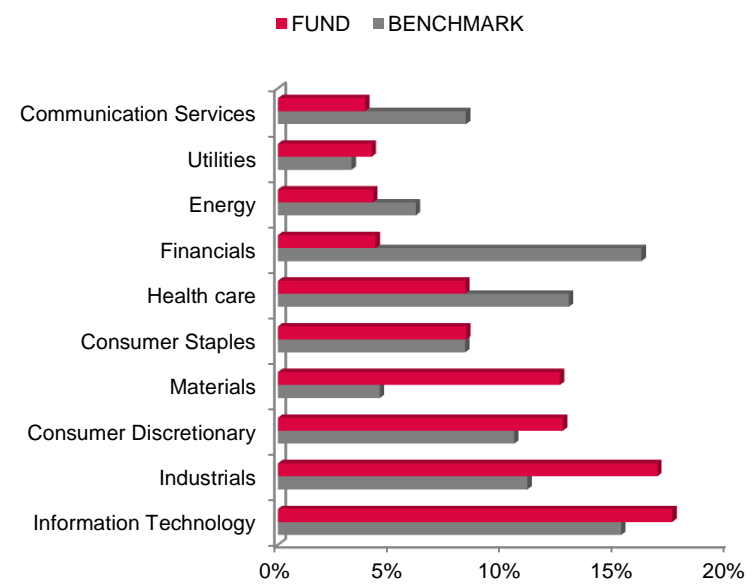


Eric Tournier
CMG

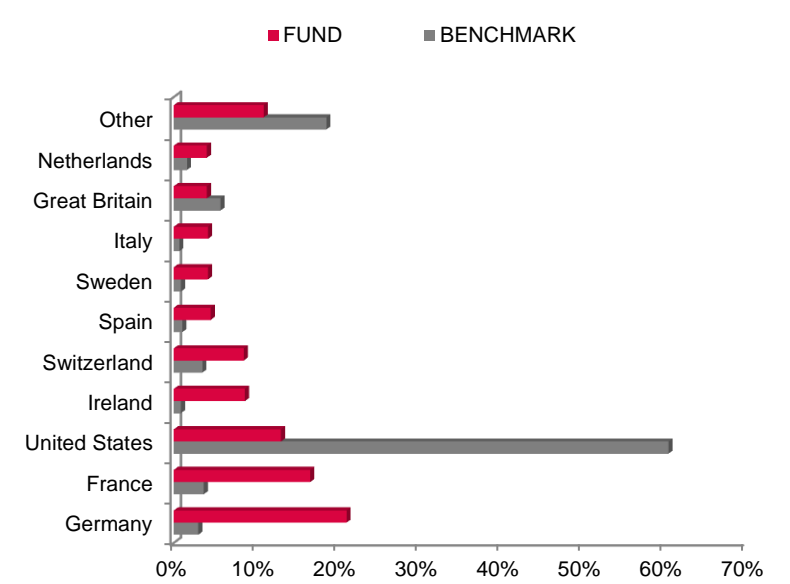
DISCLAIMER

The information contained in this document has as objective to inform the subscriber. This document is not intended as investment advice. No information or statements in this document should be considered as a recommendation. The funds under Monegasque law as well as the SICAV under Luxembourg law are exclusively distributed by Compagnie Monégasque de Banque (CMB). Copies of this document and the complete prospectus can be obtained for free from Compagnie Monégasque de Banque (CMB) and Compagnie Monégasque de Gestion (CMG) as well as from the website www.cmb.mc.

SECTOR ALLOCATION



COUNTRY ALLOCATION



TOP 10 POSITIONS OF 22

NAME	COUNTRY	SECTOR	WEIGHT
CISCO SYSTEMS	United States	Information Technology	5,0%
INDITEX	Spain	Consumer Discretionary	4,5%
LEGRAND SA	France	Industrials	4,4%
CRH PLC	Ireland	Materials	4,4%
ALLIANZ SE-VINK	Germany	Financials	4,3%
ACCENTURE PLC-A	Ireland	Information Technology	4,3%
ROCHE HLDG-GENUS	Switzerland	Health care	4,3%
NESTLE SA-REG	Switzerland	Consumer Staples	4,3%
SAP SE	Germany	Information Technology	4,2%
TOTAL SA	France	Energy	4,2%
Total			44,0%

MANAGEMENT COMMENT

See French version.