



Key Data

Net Asset Value as of 31.01.2019
\$ 1 186,70

Total net assets
\$ 12,65m

Reference currency
US Dollar (\$)

FUND DATA

Fund under Monegasque Law

Bloomberg Ticker
MONPVEU MN

ISIN code
MC0010000990

Benchmark
95% MSCI World Gross Total Return
Local Currency
5% Eonia

Recommended investment horizon
Minimum 5 years

Profit allocation
Capitalisation

NAV Frequency
Daily

Management commission
1,00%

Subscription and redemption conditions
Orders are centralised every working day in Monaco at Compagnie Monégasque de Banque at 11.00am, and executed based on the net asset value of that day.
Commissions: subscriptions 2,5%, value date T+2; redemptions 1,0% value date T+2

Inception date
05 July 2016

Depository Bank
Compagnie Monégasque de Banque SAM
23, avenue de la Costa
Principauté de Monaco

Net Asset Value publication mode
Published in the "Journal de Monaco" and displayed at the CMB headquarters and in CMB branches. Our funds' net asset values are regularly published and updated on the website www.cmb.mc

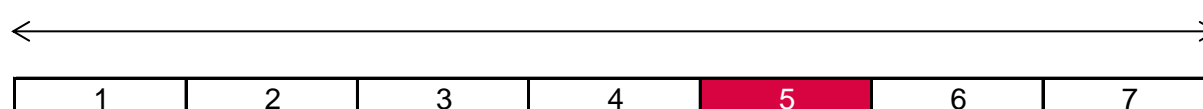
INVESTMENT UNIVERSE AND PHILOSOPHY

The fund **MONACTION INTERNATIONAL USD** invests in international equities from developed countries and is hedged against FX risks.

The management is discretionary and conviction based with a selection process that is based on the stock choice ("Bottom-up") and integrates a macroeconomic analysis.

RISK PROFILE

Lower risk/potential reward Higher risk/potential reward



The risk indicator, based on past volatility, cannot cover all types of risks to which the fund may be exposed. It is possible that the past data used does not constitute a reliable indication of the future risk profile. The category associated with this fund is not a guarantee and can evolve with time. The lowest category is not synonymous with a "riskless" investment.

PERFORMANCE



Past performance is not a guarantee of future performance, nor is it constant with time and does not constitute in any case a guarantee of future performance.

CUMULATIVE PERFORMANCE	1 month	1 year	3 years	3y (ann.)	5 years	5y (ann.)
FUND	5,88%	-11,22%	16,85%	5,33%	17,17%	3,22%
BENCHMARK	6,92%	-3,41%	29,81%	9,09%	36,64%	6,44%

YEARLY PERFORMANCE	2019	2018	2017	2016	2015	2014
FUND	5,88%	-12,73%	11,50%	6,08%	-1,00%	3,90%
BENCHMARK	6,92%	-6,40%	15,47%	6,49%	0,20%	7,34%

COMPARABLE FUNDS - (280)						
UNIVERSE AVERAGE			22,71%			
FUND QUARTILE IN UNIVERSE			4			



CMB

Compagnie Monégasque
de Banque

MONACTION INTERNATIONAL USD

January 2019

FUND MANAGEMENT COMPANY

Compagnie Monégasque de
Gestion SAM
13, bd Princesse Charlotte
Principauté de Monaco

FUND MANAGER

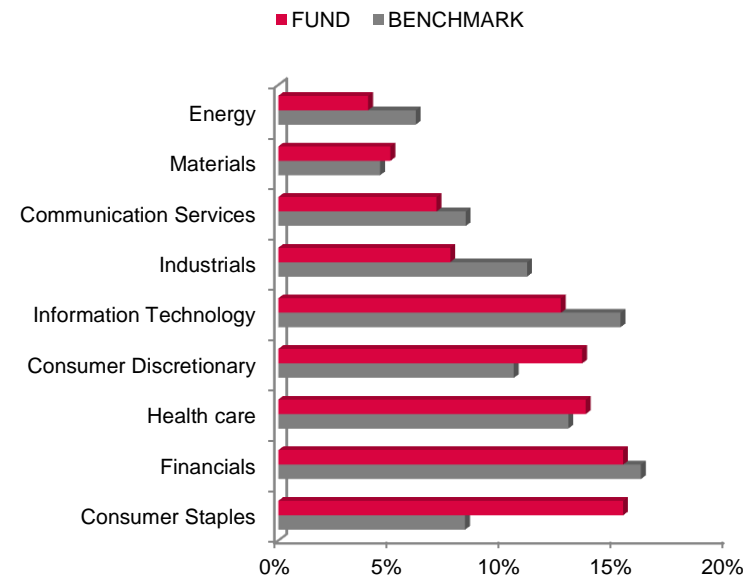


Eric Tournier
CMG

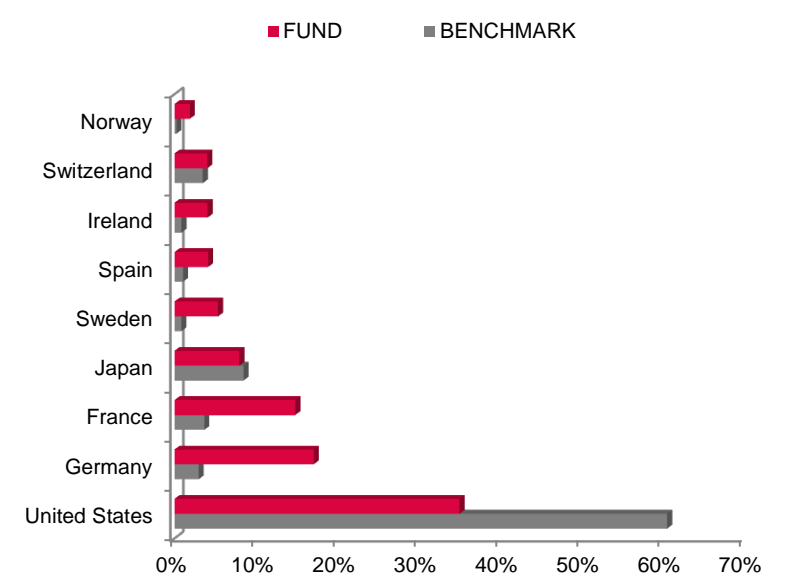
DISCLAIMER

The information contained in this document has as objective to inform the subscriber. This document is not intended as investment advice. No information or statements in this document should be considered as a recommendation. The funds under Monegasque law as well as the SICAV under Luxembourg law are exclusively distributed by Compagnie Monégasque de Banque (CMB). Copies of this document and the complete prospectus can be obtained for free from Compagnie Monégasque de Banque (CMB) and Compagnie Monégasque de Gestion (CMG) as well as from the website www.cmb.mc.

SECTOR ALLOCATION



COUNTRY ALLOCATION



TOP 10 POSITIONS OF 34

NAME	COUNTRY	SECTOR	WEIGHT
CISCO SYSTEMS	United States	Information Technology	4,4%
INDITEX	Spain	Consumer Discretionary	4,1%
BAYER MOTOREN WK	Germany	Consumer Discretionary	4,1%
SAP SE	Germany	Information Technology	4,1%
SWEDBANK AB-A	Sweden	Financials	4,1%
BIOGEN INC	United States	Health care	4,1%
ACCENTURE PLC-A	Ireland	Information Technology	4,1%
ALLIANZ SE-VINK	Germany	Financials	4,1%
ROCHE HLDG-GENUS	Switzerland	Health care	4,0%
NEWMONT MINING	United States	Materials	4,0%
Total			41,1%

MANAGEMENT COMMENT

See French version.