

# MONACO EXPANSION USD

Fund under Monaco Law

## Investment Objective

The fund is suitable for clients seeking exposure to the US Dollar bonds market. It is a financial instrument in which clients may invest part of their assets, with the recommended investment horizon being at least 3 years. The fund's objective is to generate capital gains in the medium-term. If investing for a shorter period, the client must be warned about the volatility of the bond markets in the short run.

## Fund Data

The fund has obtained the permit dated December the 20th 2010 by the Commission de Contrôle des Activités Financières.

The complete prospectus is available to clients at any CMB branch.

Type of fund:  
International bonds

Reference currency: US Dollar

Allotment of results:  
Capitalized

Benchmark:  
100% BofA Merrill Lynch 1-10 ans US Govt

Recommended investment horizon:  
Minimum 3 years

Frequency of net asset value calculation:  
Daily

Pricing method:  
Closing prices

Conditions of subscription/redemption:  
with CMB, valued at the day's close as calculated on the following day for orders placed until 11.00 am

Inception date: October 28th, 1994

Fund manager:  
Cie Monégasque de Gestion SAM  
13 bd Princesse Charlotte  
Principality of Monaco

Depository bank:  
Cie Monégasque de Banque SAM  
23 avenue de la Costa  
Principality of Monaco

Publication of the Net Asset Value:  
in the "Journal de Monaco" and posted in the head office of CMB and its branches. The Net Asset Value of our funds is published and updated on a regular basis on our web page [www.cmb.mc](http://www.cmb.mc)

Net Asset Value as of 28 avril 2017

\$ 6.334,88

Monthly Performance

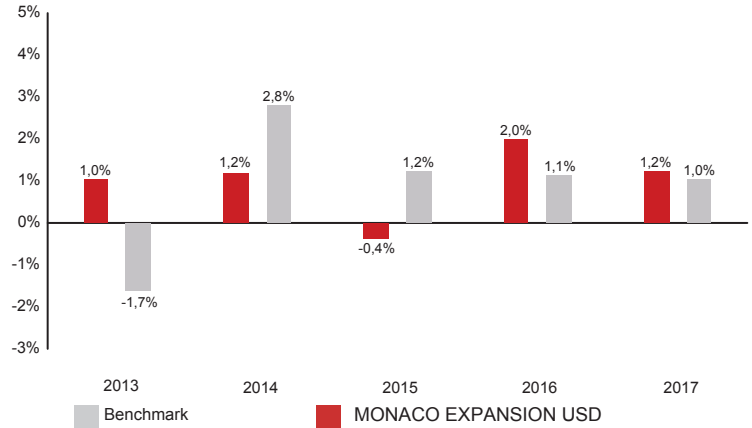
0,45 % YTD

1,20 %

Sensibility

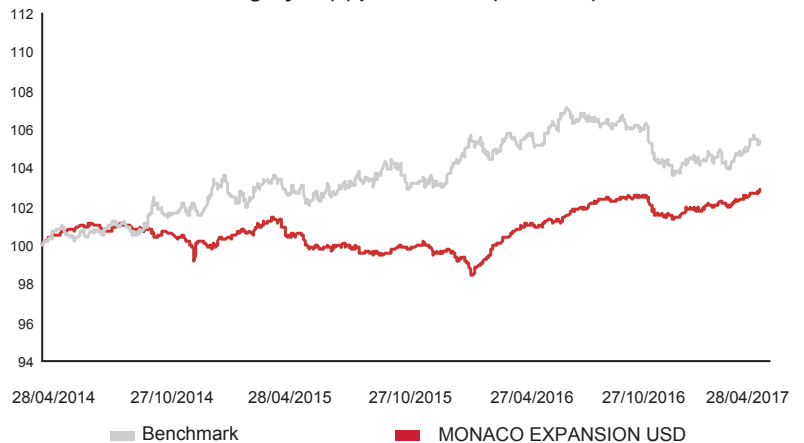
1,57 %

## Historic performance



*Past performance is not a guarantee of future performance. It should be remembered that the value of investments may fall as well as rise, investors may not get back the amount of money invested, currency movements may have a negative as well as positive influence on returns and past performance is not necessarily an indicator of future performance. Any investment decision should be made solely on the basis of the information and risk warnings contained within the information memorandum and/or prospectus issued by or on behalf of the fund.*

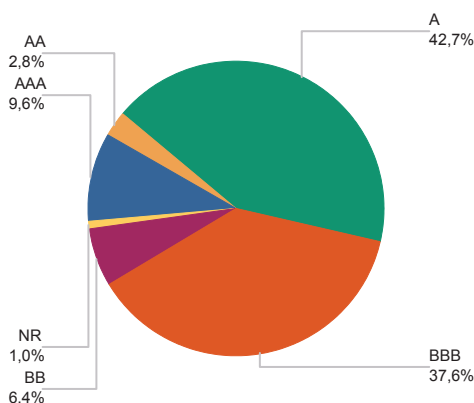
## Trailing 3 year(s) performance (basis 100)



## Main positions

GENERAL ELECTRIC CAPITAL CORP 2.052% 2023	3,9%
ETATS UNIS D'AMERIQUE 2.000% 2025	3,9%
BANK OF AMERICA CORP 5.625% 2020	3,1%
JAPAN BANK FOR INTL COOPERATION 1.500% 2021	3,0%
MERCK & CO INC 2.350% 2022	2,8%
CITIGROUP INC. 8.500% 2019	2,8%

## Rating distribution



## Modified duration distribution

