



MONACO EXPANSION USD

March 2018
Fund under Monaco Law

Investment Objective

ISIN : MC0009780891

The fund is suitable for clients seeking exposure to the US Dollar bonds market. It is a financial instrument in which clients may invest part of their assets, with the recommended investment horizon being at least 3 years. The fund's objective is to generate capital gains in the medium-term. If investing for a shorter period, the client must be warned about the volatility of the bond markets in the short run.

Fund Data

The fund has obtained the permit dated December the 20th 2010 by the Commission de Contrôle des Activités Financières.

The complete prospectus is available to clients at any CMB branch.

Type of fund: International bonds

Reference currency: US Dollar

Allotment of results: capitalized

Benchmark:

100% ICE BofA Merrill Lynch 1-10 ans US Govt

Recommended investment horizon: minimum 3 years

Frequency of net asset value calculation: daily

Pricing method: closing prices

Conditions of subscription/redemption:

with CMB, valued at the day's close as calculated on the following day for orders placed until 11.00 am

Inception date: October 28th, 1994

Fund Manager:

Cie Monégasque de Gestion SAM
13 bd Princesse Charlotte
Principauté de Monaco

Depository bank:

Cie Monégasque de Banque SAM
23 avenue de la Costa
Principauté de Monaco

Publication of the Net Asset Value:

In the "Journal de Monaco" and posted in the head office of CMB and its branches. The Net Asset Value of our funds is published and updated on a regular basis on our web page www.cmb.mc

Net asset value as end of month

6,377.55 \$

Monthly Performance

-0.09 %

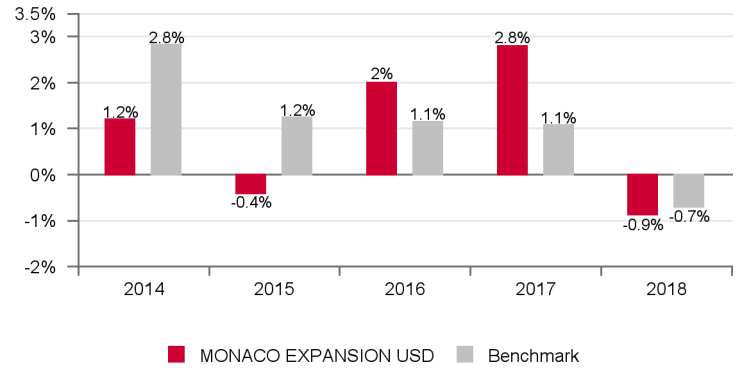
YTD

-0.86 %

Sensibility

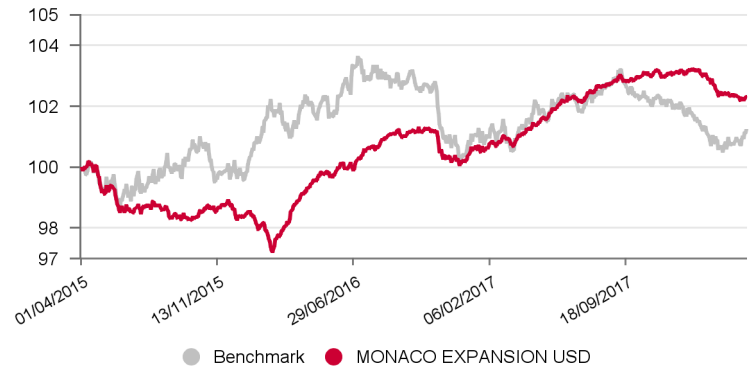
1.33 %

Historic performance

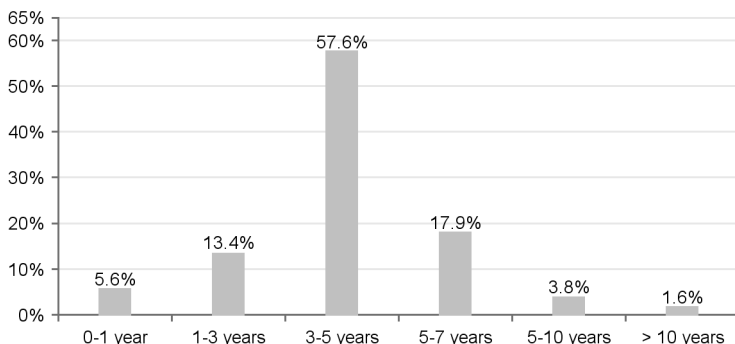


Past performance is not a guarantee of future performance. It should be remembered that the value of investments may fall as well as rise, investors may not get back the amount of money invested, currency movements may have a negative as well as positive influence on returns and past performance is not necessarily an indicator of future performance. Any investment decision should be made solely on the basis of the information and risk warnings contained within the information memorandum and/or prospectus issued by or on behalf of the fund.

Trailing 3 year(s) performance (basis 100)



Distribution by maturity



Main positions

2.00% UNITED STATES 15-25 15.02S.....	3.54%
1.50% JAPAN BANK FOR 16-21 21.01S.....	2.83%
3.004% BANK OF AMERICA 17-23 20.06S.....	2.75%
2.35% MERCK & CO 15-22 10.02S.....	2.54%
7.375% LITHUANIA 10-20 11.02S.....	2.41%
8.50% CITIGROUP 09-19 22.05S.....	2.36%