



Key Data

Net Asset Value as of 28.06.2018
\$ 5 933,85

Total net assets
\$ 373,81m

Reference currency
US Dollar (\$)

FUND DATA

Fund under Monegasque Law

Bloomberg Ticker
MONCTUS MN

ISIN code
MC0010000206

Indice de référence
Libor USD 3-month capitalised

Recommended investment horizon
Minimum 3 months

Profit allocation
Capitalisation

NAV Frequency
Daily

Management commission
0,40%

Subscription and redemption conditions
Orders are centralised every working day in Monaco at Compagnie Monégasque de Banque at 11.00am, and executed based on the net asset value of that day. Commissions: subscriptions nil, value date T+1; redemptions 0,4% value date T+1

Inception date
14 April 2006

Depository Bank
Compagnie Monégasque de Banque SAM
23, avenue de la Costa
Principauté de Monaco

Net Asset Value publication mode
Published in the "Journal de Monaco" and displayed at the CMB headquarters and in CMB branches. Our funds' net asset values are regularly published and updated on the website www.cmb.mc

INVESTMENT UNIVERSE AND PHILOSOPHY

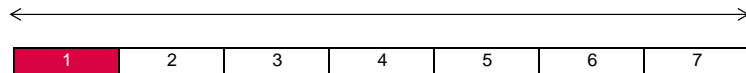
The fund **MONACO COURT TERME USD** invests in short term bonds or interest rate products with a maximum weighted average residual life of 18 months and an average rating of Investment Grade.

The management is discretionary and conviction based with weak interest rate and credit sensitivities and a strong diversification across issuers and sectors.

RISK PROFILE

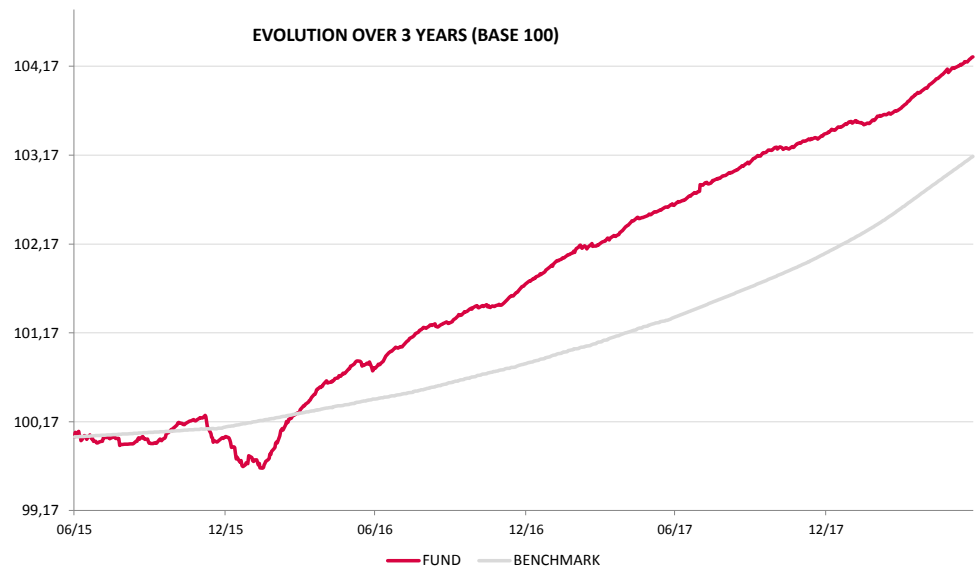
Lower risk/potential reward

Higher risk/potential reward



The risk indicator, based on past volatility, cannot cover all types of risks to which the fund may be exposed. It is possible that the past data used does not constitute a reliable indication of the future risk profile. The category associated with this fund is not a guarantee and can evolve with time. The lowest category is not synonymous with a "riskless" investment.

PERFORMANCE



Past performance is not a guarantee of future performance, nor is it constant with time and does not constitute in any case a guarantee of future performance.

CUMULATIVE PERFORMANCE	1 month	1 year	3 years	3y (ann.)	5 years	5y (ann.)
FUND	0,17%	1,63%	4,28%	1,41%	4,50%	0,88%
BENCHMARK	0,19%	1,79%	3,16%	1,04%	3,51%	0,69%

YEARLY PERFORMANCE	2018	2017	2016	2015	2014	2013
FUND	0,84%	1,66%	1,71%	0,12%	-0,06%	0,48%
BENCHMARK	1,08%	1,23%	0,71%	0,20%	0,16%	0,19%

COMPARABLE FUNDS - (56)						
UNIVERSE AVERAGE		1,15%				
FUND QUARTILE IN UNIVERSE		1				



CMB

Compagnie Monégasque
de Banque

MONACO COURT TERME USD

June 2018

FUND MANAGEMENT COMPANY

Compagnie Monégasque de
Gestion SAM
13, bd Princesse Charlotte
Principauté de Monaco

FUND MANAGER

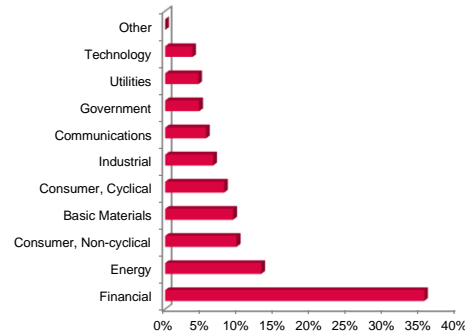


David Lasser
CMG

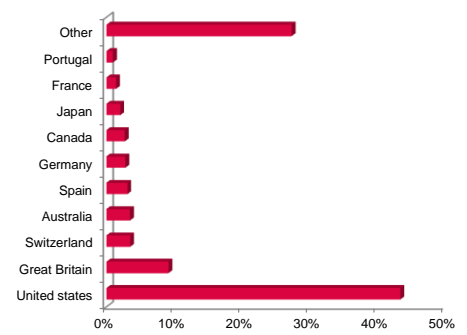
DISCLAIMER

The information contained in this document has as objective to inform the subscriber. This document is not intended as investment advice. No information or statements in this document should be considered as a recommendation. The funds under Monegasque law as well as the SICAV under Luxembourg law are exclusively distributed by Compagnie Monégasque de Banque (CMB). Copies of this document and the complete prospectus can be obtained for free from Compagnie Monégasque de Banque (CMB) and Compagnie Monégasque de Gestion (CMG) as well as from the website www.cmb.mc.

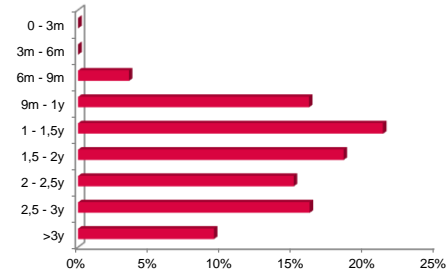
SECTOR ALLOCATION



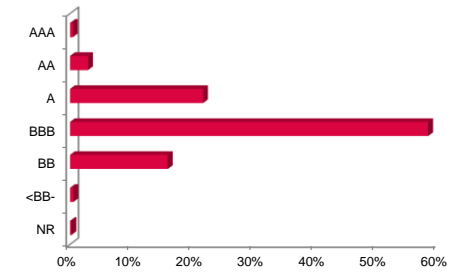
COUNTRY ALLOCATION



MATURITY ALLOCATION



RATING ALLOCATION



RISK INDICATORS

METRICS	INDICATORS
Interest Rate Sensitivity	0,37%
Average Rating	BBB
Yield	2,67%
Fund Volatility	0,20%
Maturity (except futures)	0,94

TOP 10 POSITIONS OF 176

NAME	WEIGHT
DEUTSCHE BK LOND	1,7%
ENCANA CORP	1,6%
ACCIONA FINANC. 0 % EURO	1,6%
SACYR 0 % EURO COMMERCIAL	1,6%
JAGUAR LAND ROVR	1,5%
MOTIVA ENTERPR	1,5%
GLENCORE FDG LLC	1,4%
XEROX CORP	1,4%
PETROLEOS MEXICA	1,4%
DOW CHEMICAL CO	1,4%
<i>Total</i>	<i>15,1%</i>

MANAGEMENT COMMENT

See French version.